

COVID-19 situation report for WHO Africa Region
12/06/2020

Produced by the TIBA COVID-19 Pandemic Response Unit



Contents

(Click to access)

Section 1: Overview of WHO Africa Region 11/06/2020	4
Overview	4
Methods	5
Summary maps	6
Sequencing	7
Section 2: Individual country situations	8
Algeria	9
Angola	10
Benin	11
Botswana	12
Burkina Faso	13
Burundi	14
Cabo Verde	15
Cameroon	16
Central African Republic	17
Chad	18
Comoros	19
Congo	20
Cote d'Ivoire	21
Democratic Republic of the Congo	22
Equatorial Guinea	23
Eritrea	24
Eswatini	25
Ethiopia	26
Gabon	27
Gambia	28
Ghana	29
Guinea	30
Guinea-Bissau	31

Kenya	32
Lesotho	33
Liberia	34
Madagascar	35
Malawi	36
Mali	37
Mauritania	38
Mauritius	39
Mozambique	40
Namibia	41
Niger	42
Nigeria	43
Rwanda	44
Sao Tome and Principe	45
Senegal	46
Seychelles	47
Sierra Leone	48
South Africa	49
South Sudan	50
Togo	51
Uganda	52
United Republic of Tanzania	53
Zambia	54
Zimbabwe	55
Appendix	56
Data	56
Sources and access	56
Doubling time calculations	56
Caveats	56
Extended Data tables	57
Cumulative reported cases	57
Cumulative reported cases per 10,000 population	58
Cumulative deaths	59
Cumulative deaths per 10,000 populations	60
Doubling time (cases)	61
Doubling time (deaths)	62

Section 1: Overview of WHO Africa Region 11/06/2020

Overview



Total Reported Cases
147390

Total Reported Deaths
3564

Methods

We compare the size and rate of increase of the COVID-19 epidemic across the countries included in WHO Africa Region.

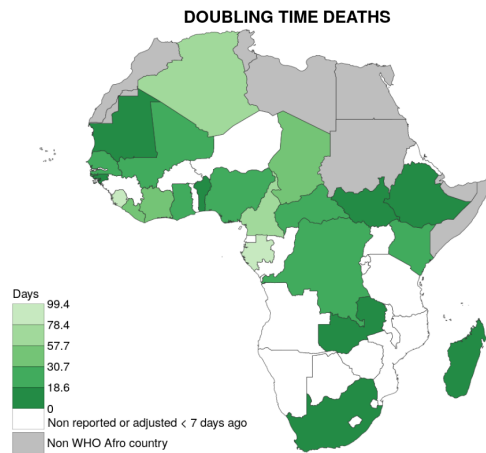
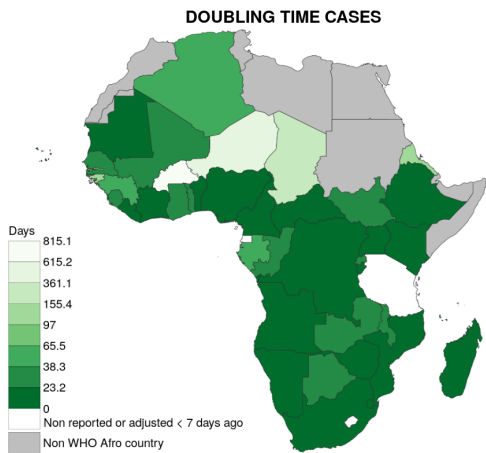
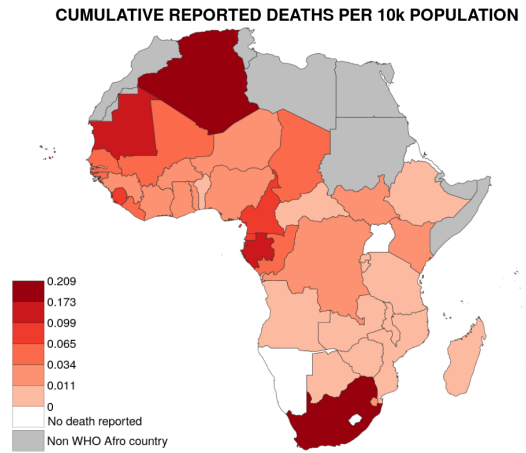
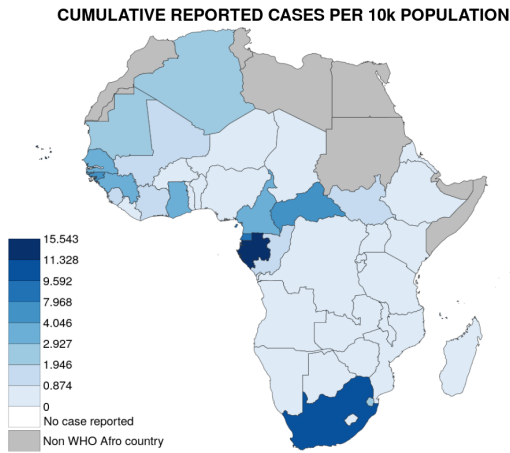
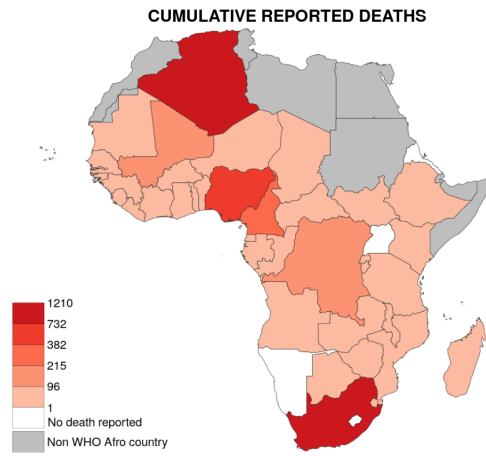
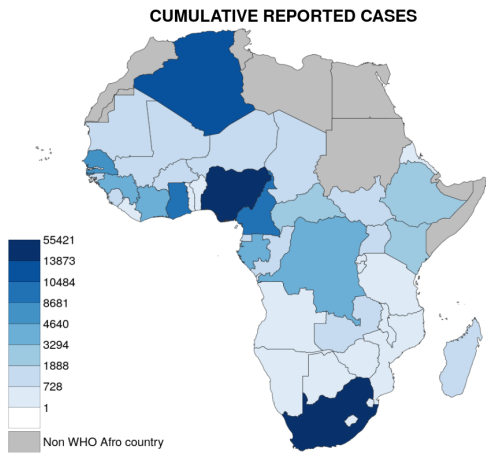
The maps below summarise the in-country situations:

- Top row: cumulative reported cases (left) and deaths (right).
- Middle row: cumulative reported cases (left) and deaths (right) per 10,000 population on a log10 scale.
- Bottom row: overview of doubling time of cumulative reported cases (left) and deaths (right). Doubling times are estimated over a 7 day period up to 11/06/2020. Doubling time is an easily understood measure of how fast the epidemic is growing when the case reproduction number, R , is greater than 1. The lower the doubling time the faster the national COVID-19 epidemic is growing. For individual country plots we use a related metric, the relative increase in the size of the national epidemic over the past 7 days. A relative increase of 2 corresponds to a doubling time of exactly 7 days.

Caveats:

- Colour scales are non-linear and are re-calibrated every week.
- WHO African region countries shaded in white either have no reported deaths/cases or, for doubling time calculations, have reduced their cumulative total cases/deaths in the last 7 days due to retrospective changes in reporting procedures.

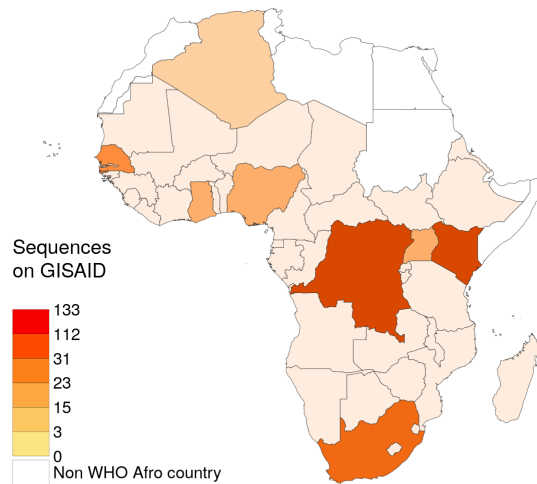
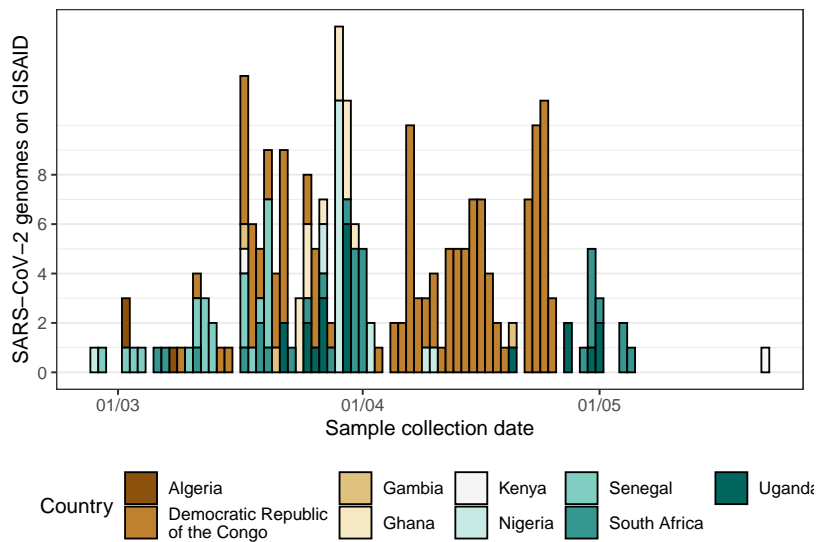
Summary maps



Sequencing

As of 11/06/2020, SARS-CoV-2 genomes have been collected and sequenced from 359 patients across Africa and submitted to GISAID. Each genome's country of origin and collection date is summarised below:

- Top graph: SARS-CoV-2 genomes available on GISAID by collection date. 6 genomes from the Democratic Republic of the Congo, 110 genomes from Kenya and 1 genome from Nigeria are removed due to incomplete collection dates.
- Bottom map: SARS-CoV-2 genomes available on GISAID by country.



Section 2: Individual country situations

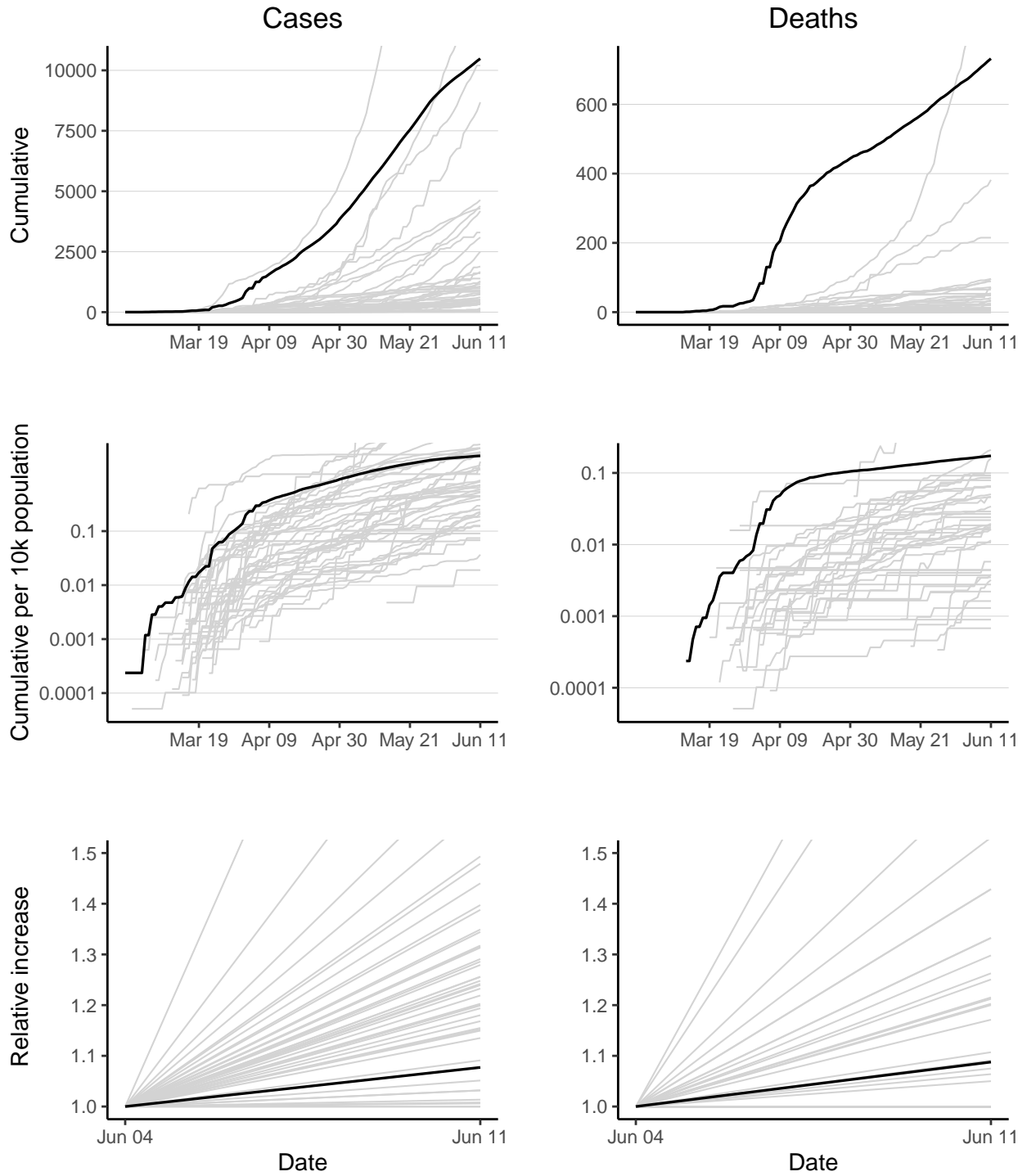
As of 11/06/2020, each panel below shows for each country:

- Top row: cumulative reported cases (left) and deaths (right).
- Middle row: cumulative reported cases (left) and deaths (right) per 10,000 population on a log10 scale.
- Bottom row: relative increase in cumulative number of cases (left) and deaths (right) over the 7 day period leading up to 11/06/2020. A relative increase of 2 corresponds to a doubling time of exactly 7 days.

Caveats;

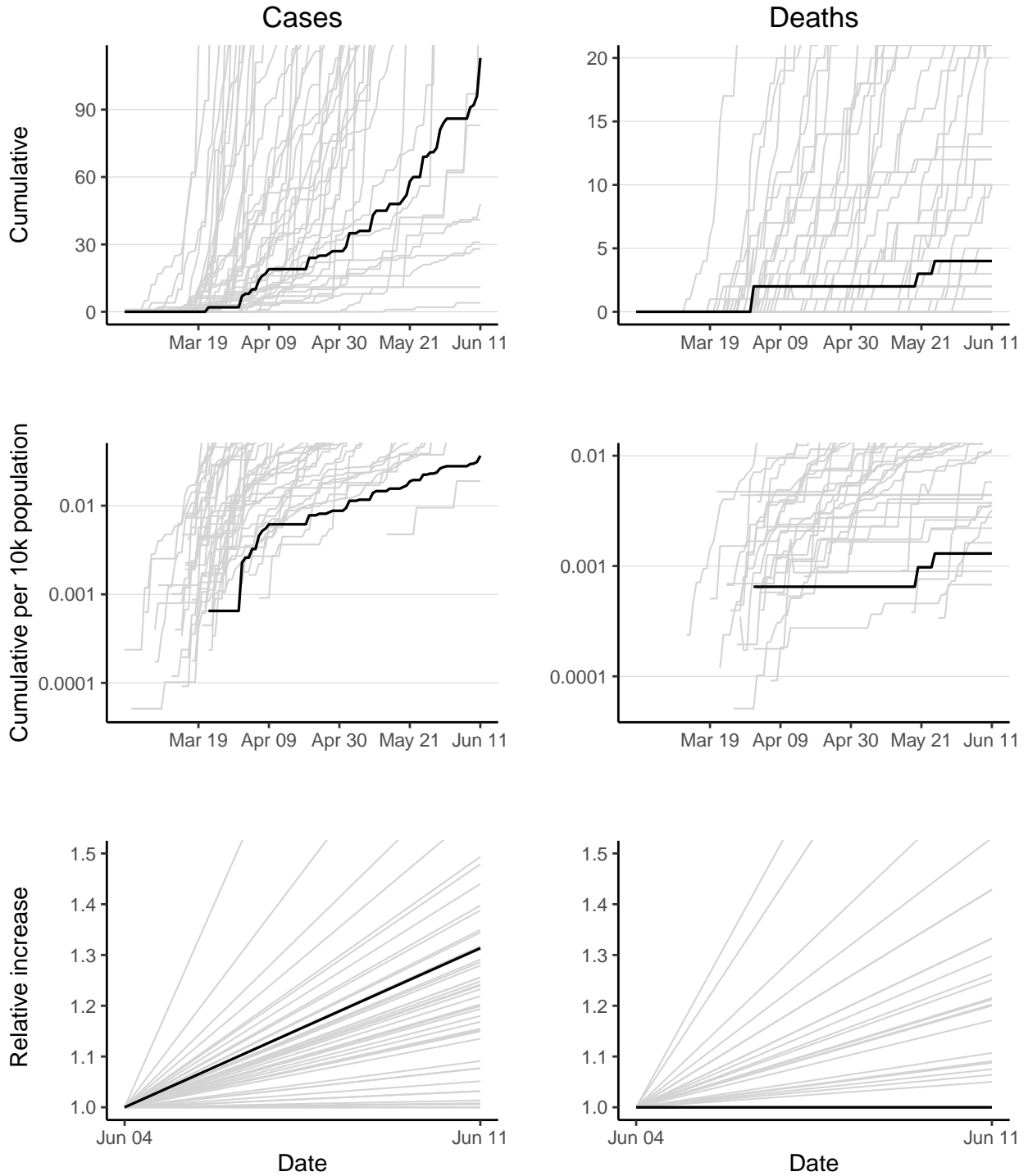
- Retrospective changes in reporting policy may cause cumulative deaths/cases counts to drop as described in WHO Sit Rep Number 105, published on 04/05/2020.

Algeria



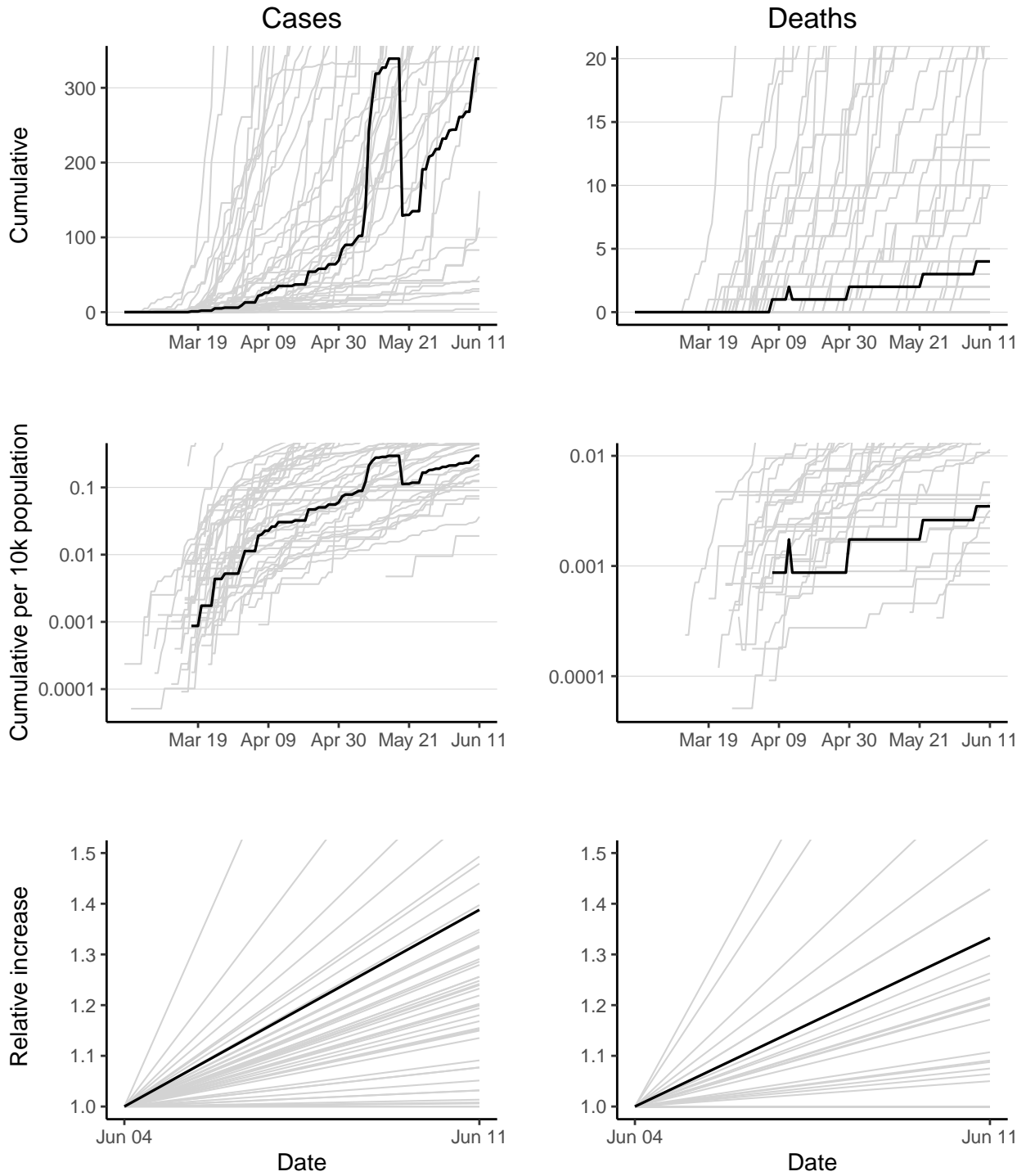
Algeria has 10484 reported case(s) (3rd in the region) and 732 reported death(s) (2nd). Cumulative counts per 10,000 population of reported cases and deaths are 2.5 (15th) and 0.17 (3rd) respectively. The doubling times of reported cases and deaths over the last 7 days are 65.3 days (36th) and 57.7 days (19th).

Angola



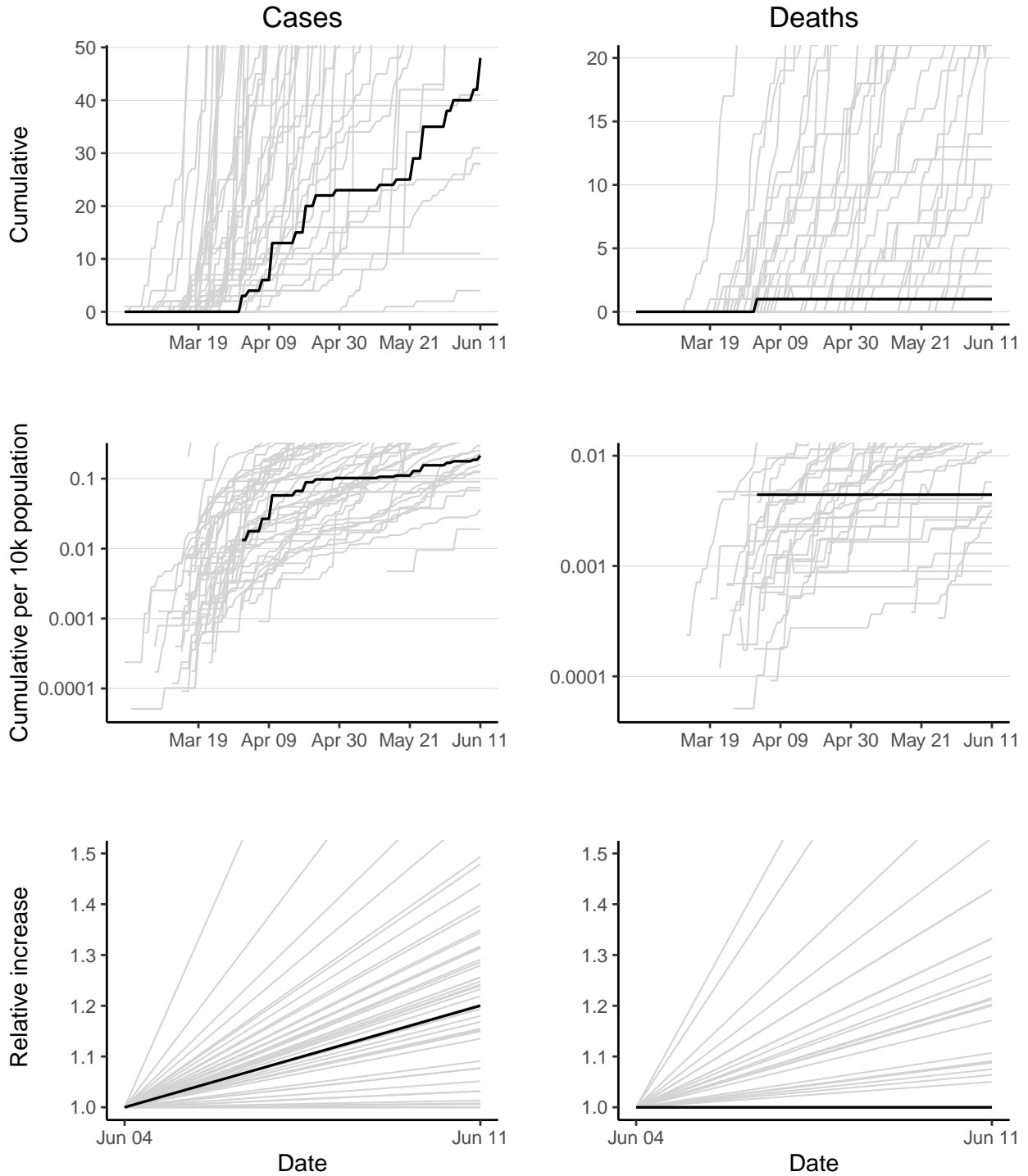
Angola has 113 reported case(s) (40th in the region) and 4 reported death(s) (32nd). Cumulative counts per 10,000 population of reported cases and deaths are 0.037 (46th) and 0.0013 (40th) respectively. The doubling time of reported cases over the last 7 days is 17.8 days (14th). The doubling time of reported deaths cannot be calculated as no new deaths have been reported in last 7 days.

Benin



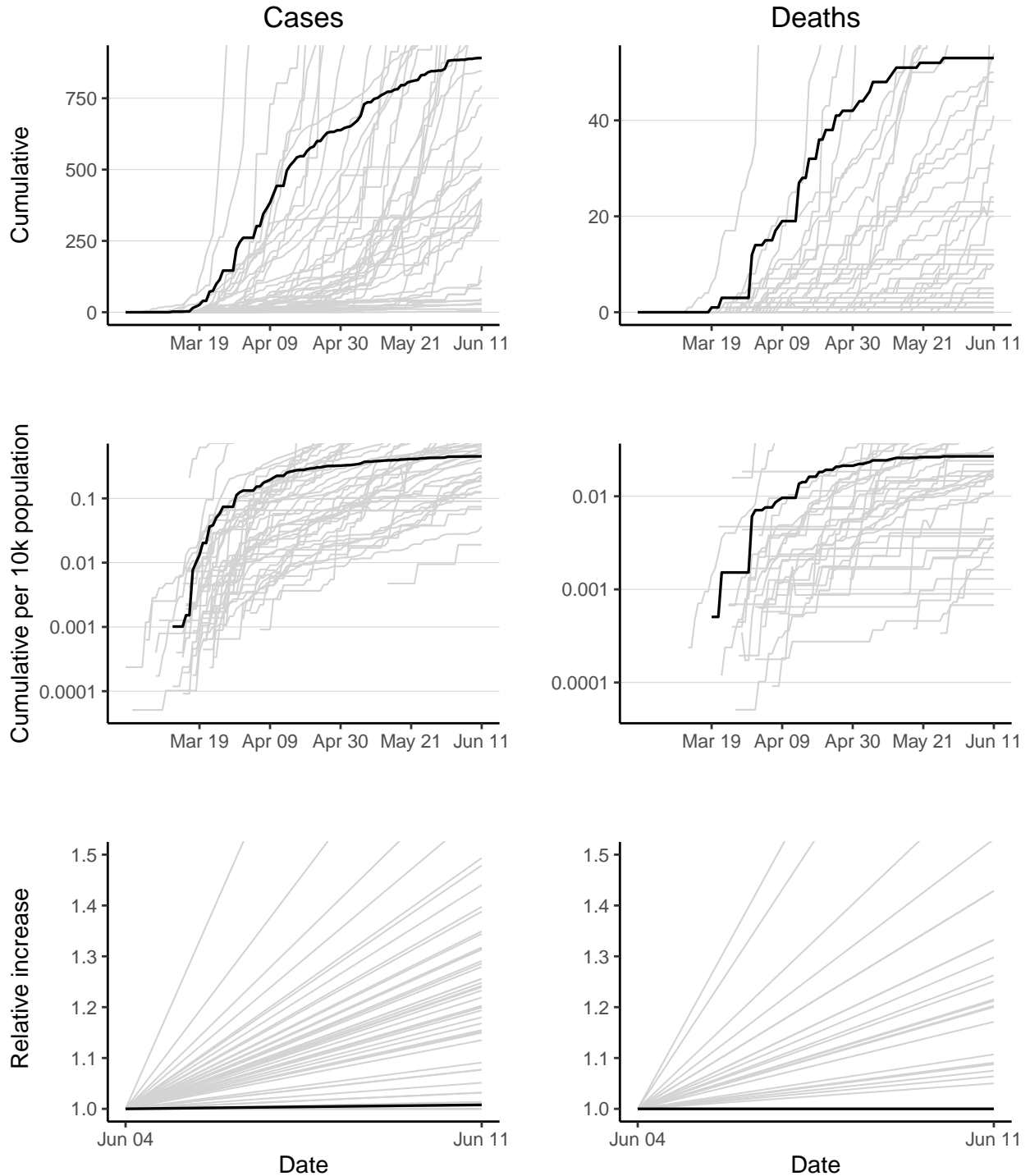
Benin has 339 reported case(s) (36th in the region) and 4 reported death(s) (33rd). Cumulative counts per 10,000 population of reported cases and deaths are 0.3 (34th) and 0.0035 (35th) respectively. The doubling times of reported cases and deaths over the last 7 days are 14.8 days (9th) and 16.9 days (7th).

Botswana



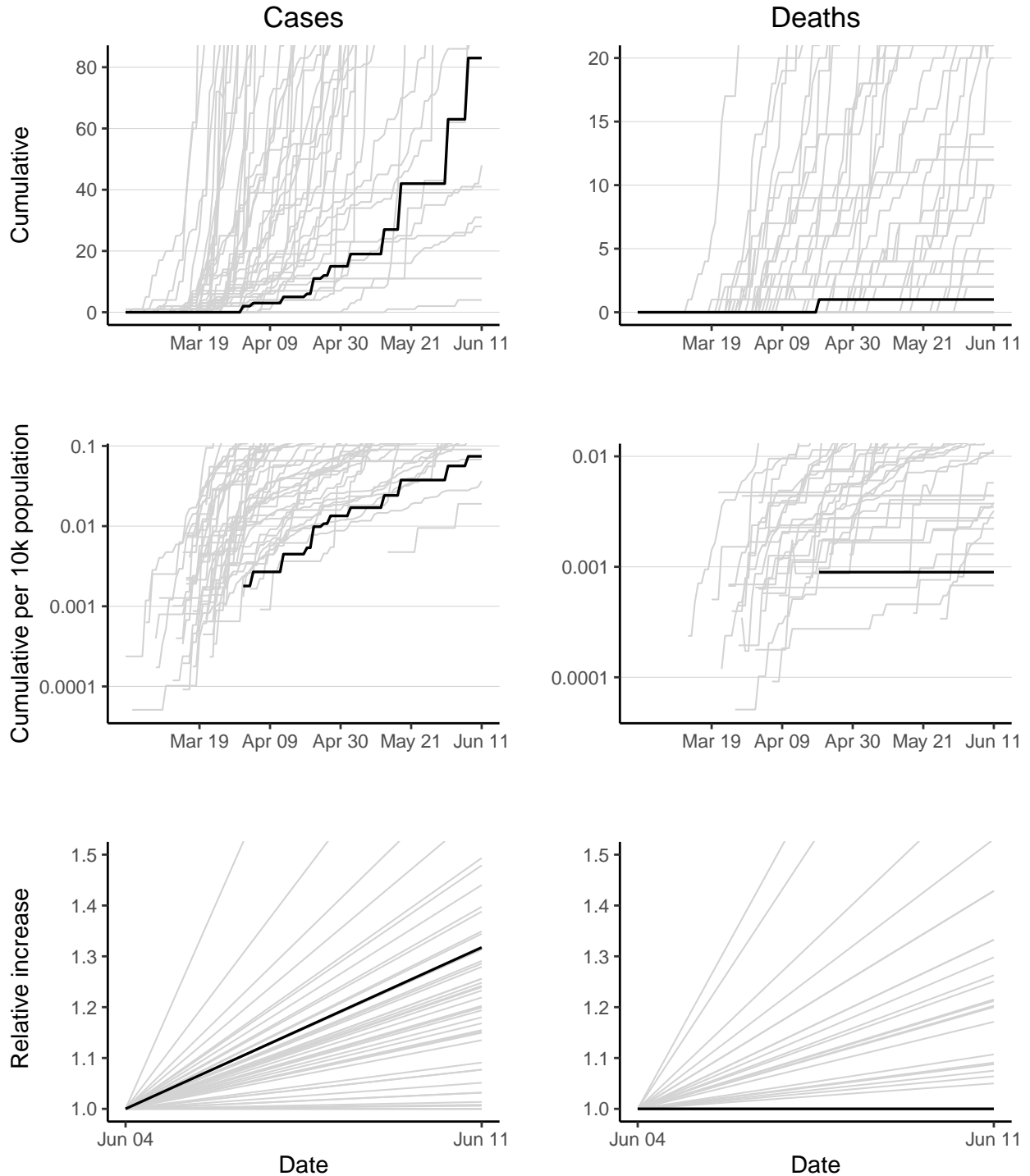
Botswana has 48 reported case(s) (42nd in the region) and 1 reported death(s) (40th). Cumulative counts per 10,000 population of reported cases and deaths are 0.21 (38th) and 0.0044 (31st) respectively. The doubling time of reported cases over the last 7 days is 26.6 days (26th). The doubling time of reported deaths cannot be calculated as no new deaths have been reported in last 7 days.

Burkina Faso



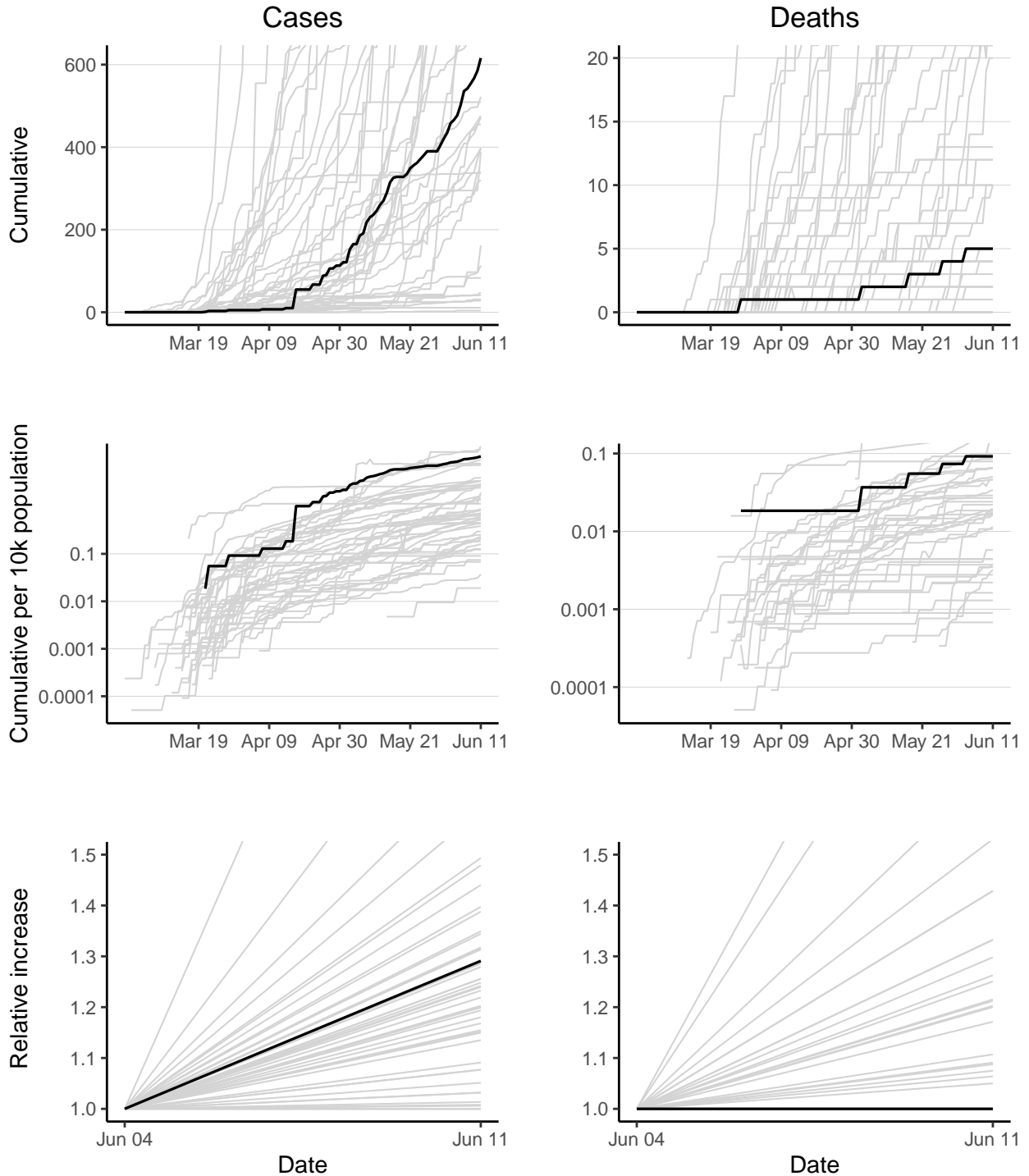
Burkina Faso has 891 reported case(s) (23rd in the region) and 53 reported death(s) (12th). Cumulative counts per 10,000 population of reported cases and deaths are 0.45 (30th) and 0.027 (18th) respectively. The doubling time of reported cases over the last 7 days is 615.2 days (42nd). The doubling time of reported deaths cannot be calculated as no new deaths have been reported in last 7 days.

Burundi



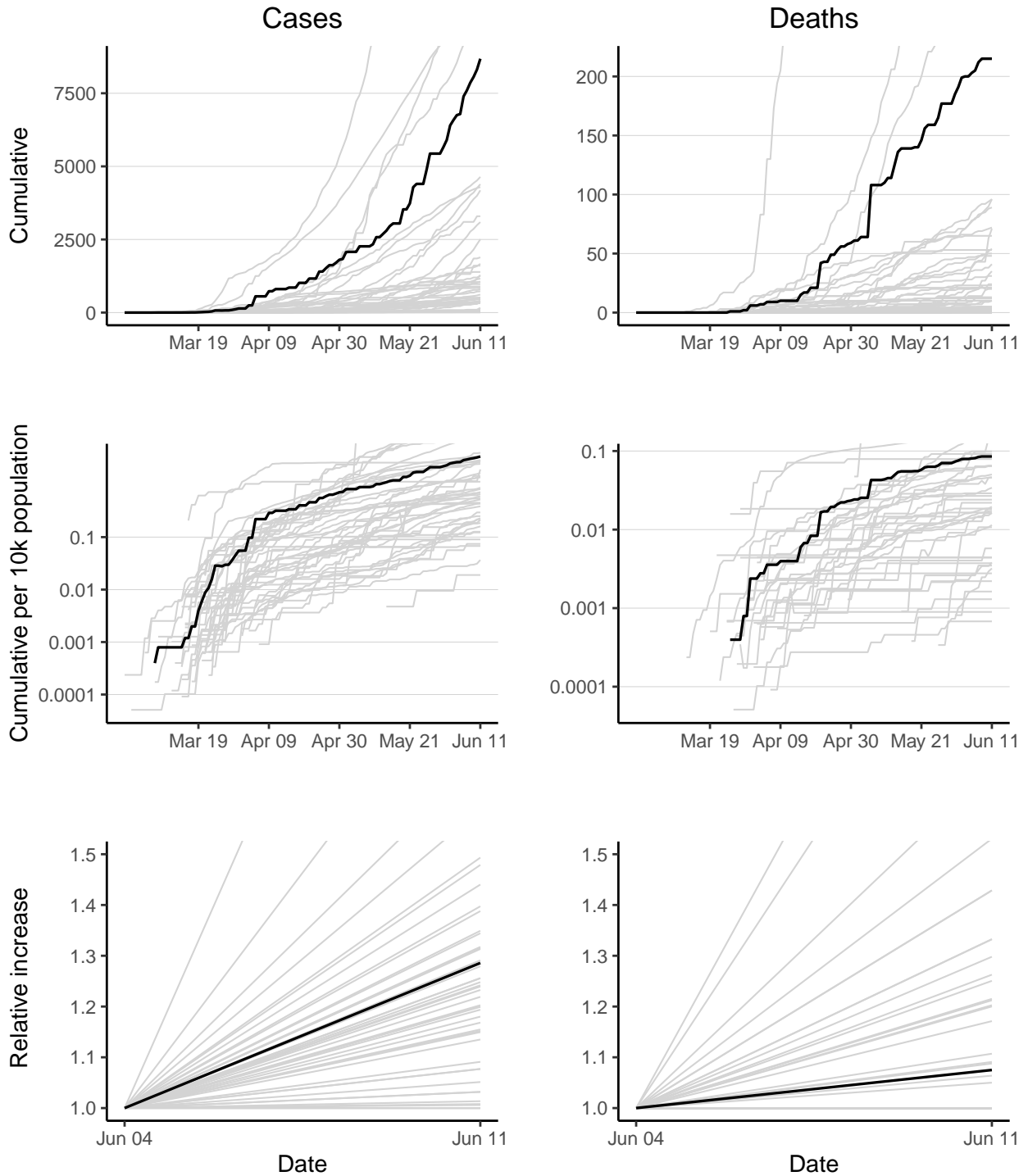
Burundi has 83 reported case(s) (41st in the region) and 1 reported death(s) (41st). Cumulative counts per 10,000 population of reported cases and deaths are 0.074 (44th) and 0.00089 (41st) respectively. The doubling time of reported cases over the last 7 days is 17.6 days (12th). The doubling time of reported deaths cannot be calculated as no new deaths have been reported in last 7 days.

Cabo Verde



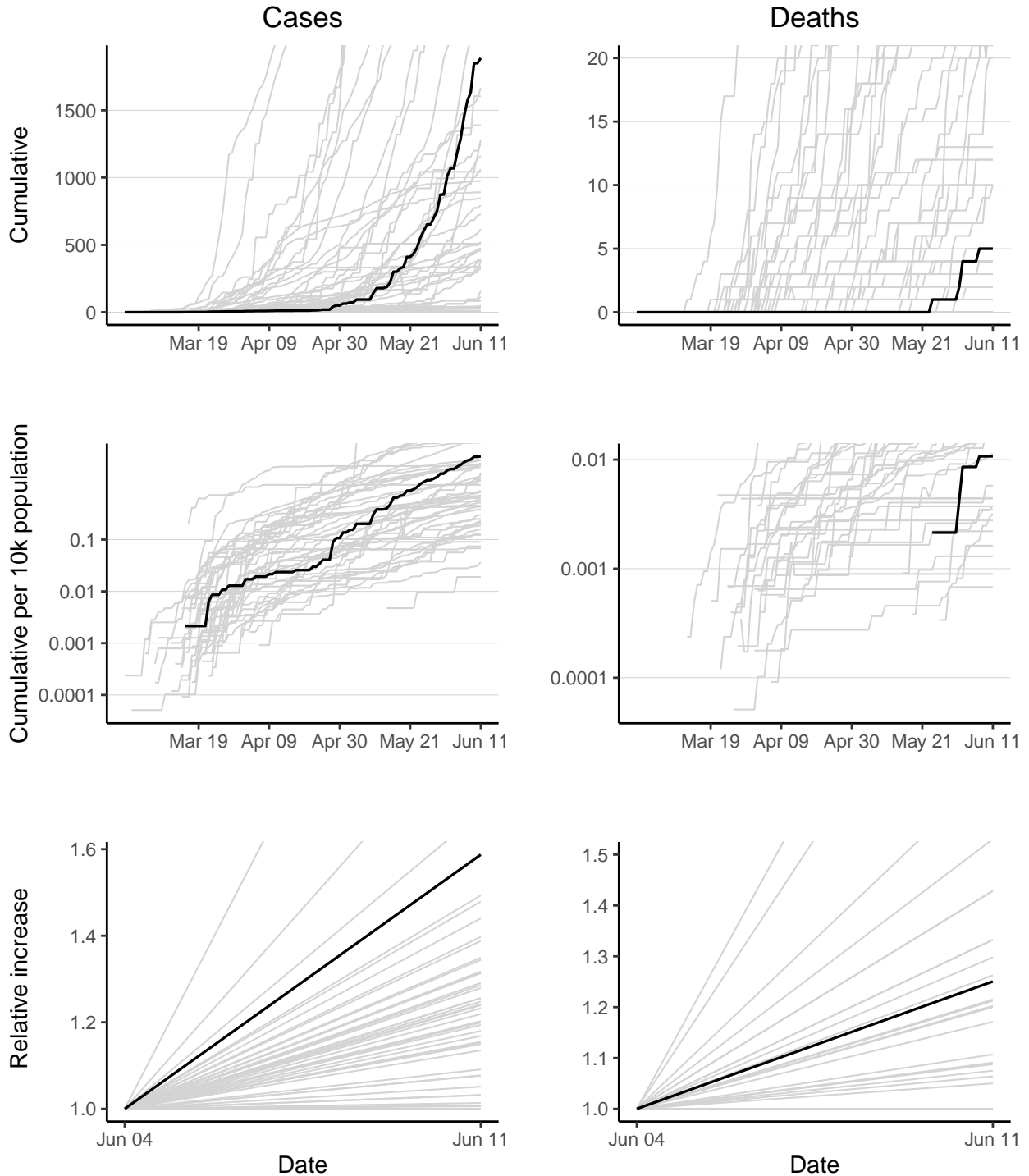
Cabo Verde has 616 reported case(s) (27th in the region) and 5 reported death(s) (30th). Cumulative counts per 10,000 population of reported cases and deaths are 11 (3rd) and 0.092 (6th) respectively. The doubling time of reported cases over the last 7 days is 19 days (15th). The doubling time of reported deaths cannot be calculated as no new deaths have been reported in last 7 days.

Cameroon



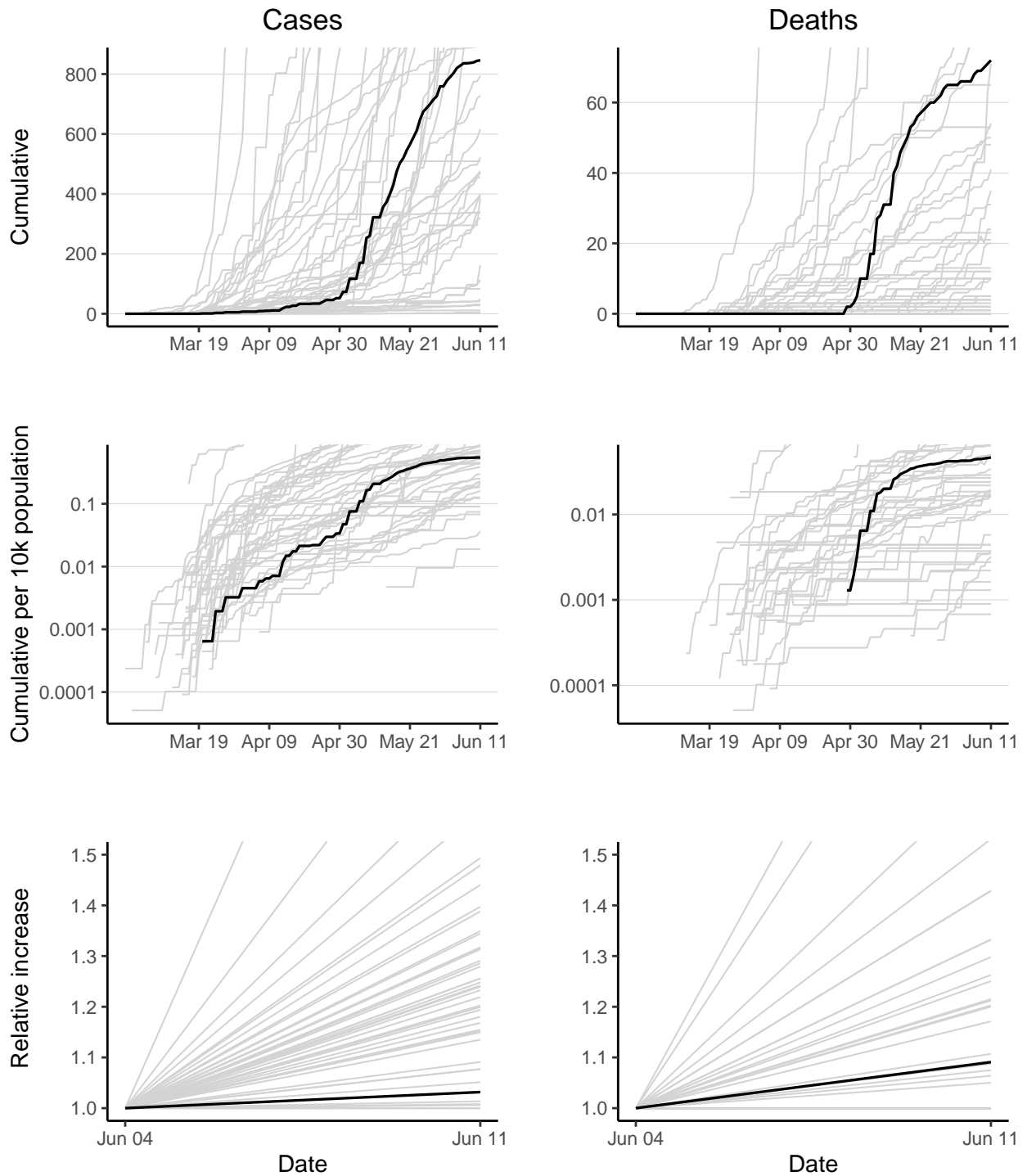
Cameroon has 8681 reported case(s) (5th in the region) and 215 reported death(s) (4th). Cumulative counts per 10,000 population of reported cases and deaths are 3.4 (9th) and 0.085 (8th) respectively. The doubling times of reported cases and deaths over the last 7 days are 19.3 days (16th) and 67.1 days (20th).

Central African Republic



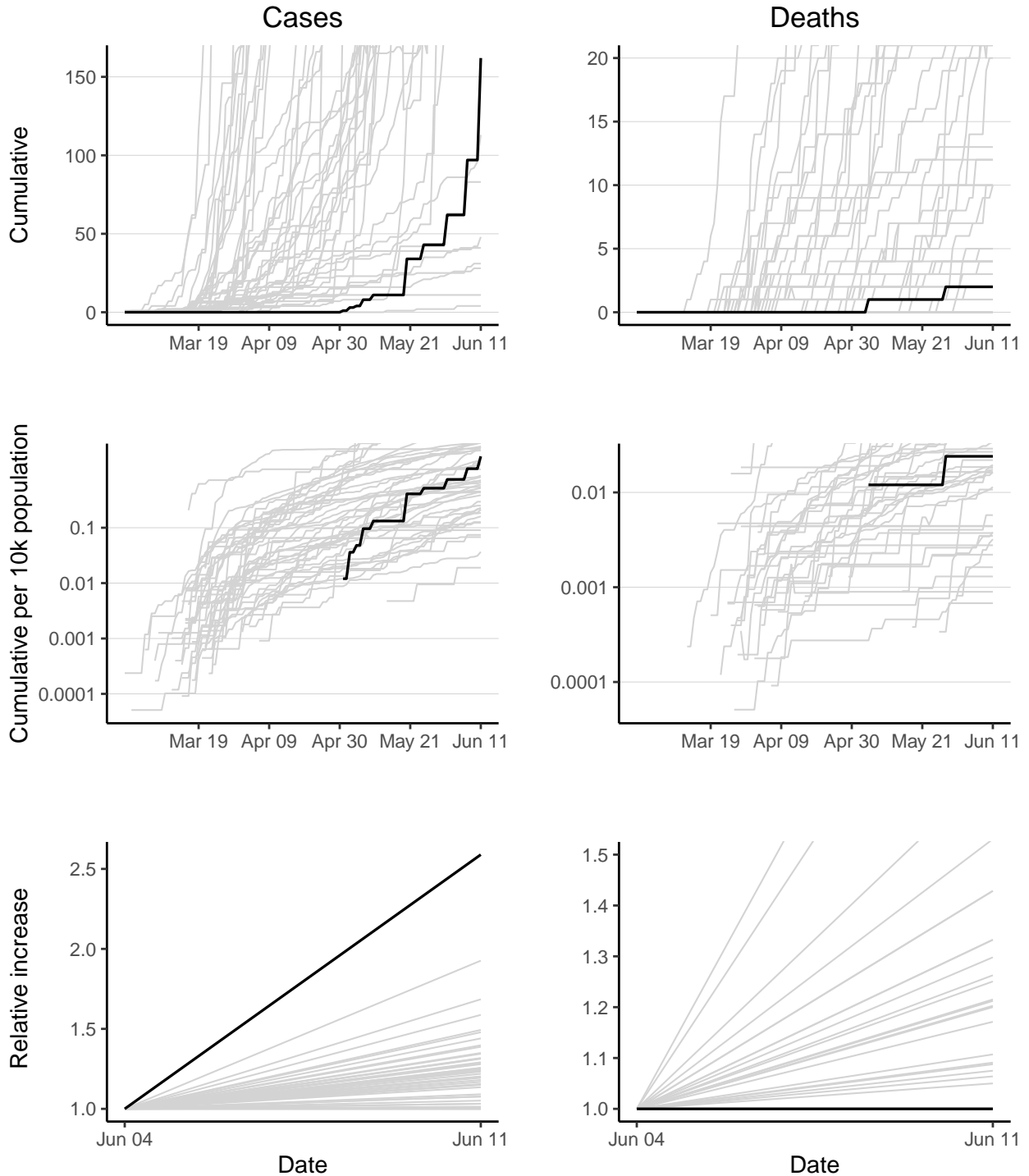
Central African Republic has 1888 reported case(s) (13th in the region) and 5 reported death(s) (31st). Cumulative counts per 10,000 population of reported cases and deaths are 4 (7th) and 0.011 (29th) respectively. The doubling times of reported cases and deaths over the last 7 days are 10.5 days (4th) and 21.7 days (11th).

Chad



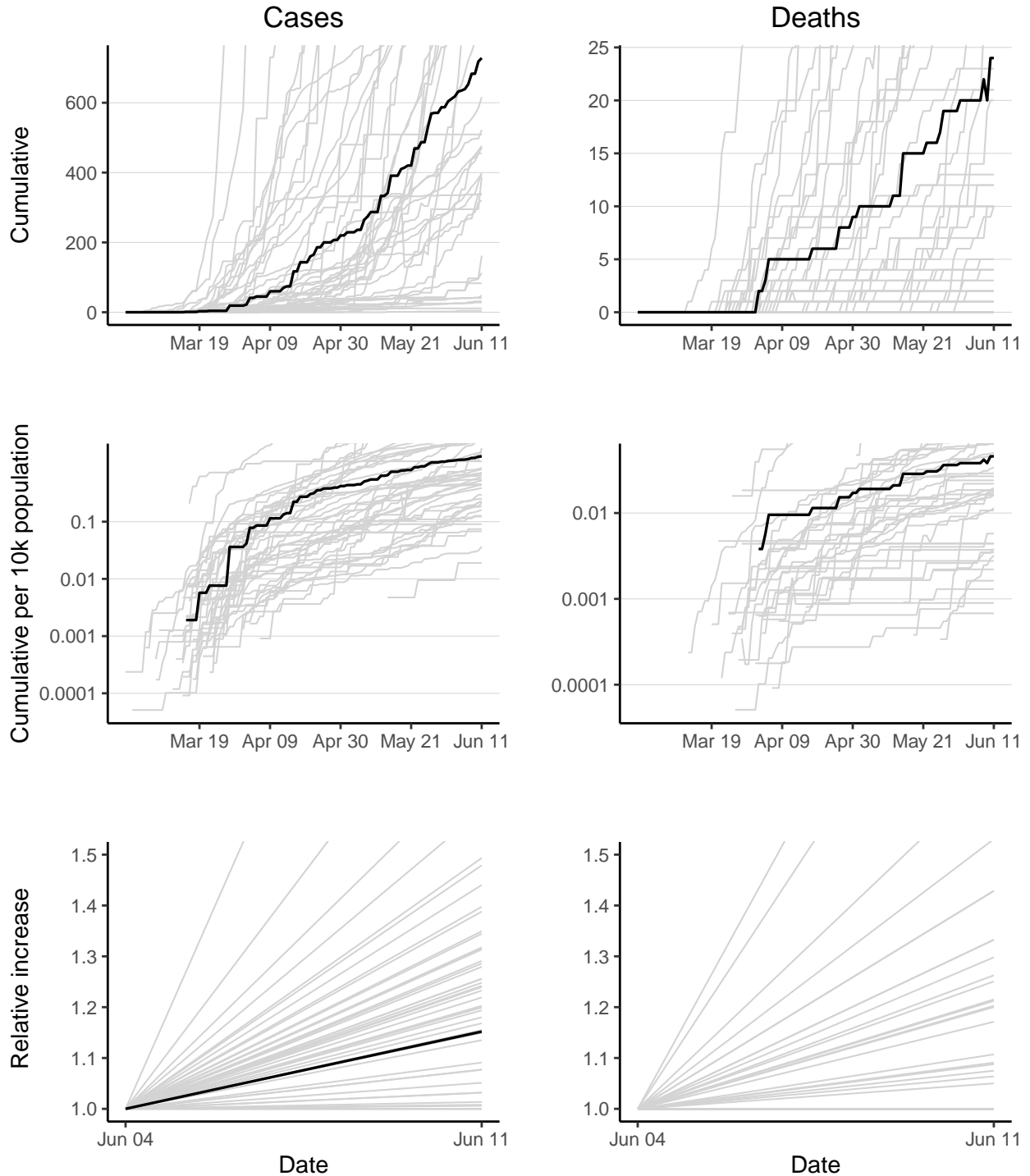
Chad has 846 reported case(s) (24th in the region) and 72 reported death(s) (8th). Cumulative counts per 10,000 population of reported cases and deaths are 0.55 (28th) and 0.047 (14th) respectively. The doubling times of reported cases and deaths over the last 7 days are 155.4 days (40th) and 55.8 days (18th).

Comoros



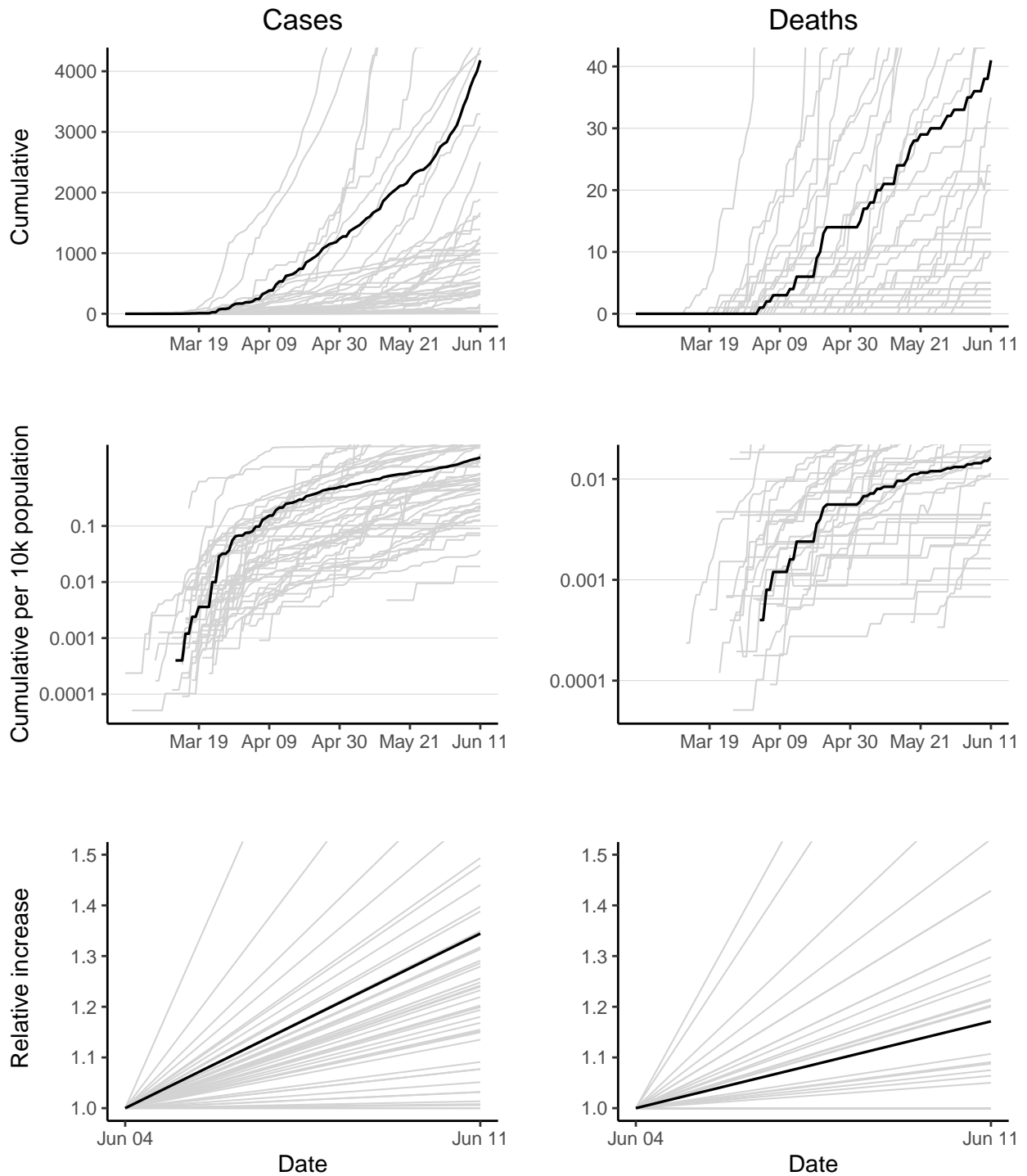
Comoros has 162 reported case(s) (39th in the region) and 2 reported death(s) (37th). Cumulative counts per 10,000 population of reported cases and deaths are 1.9 (16th) and 0.024 (19th) respectively. The doubling time of reported cases over the last 7 days is 5.1 days (1st). The doubling time of reported deaths cannot be calculated as no new deaths have been reported in last 7 days.

Congo



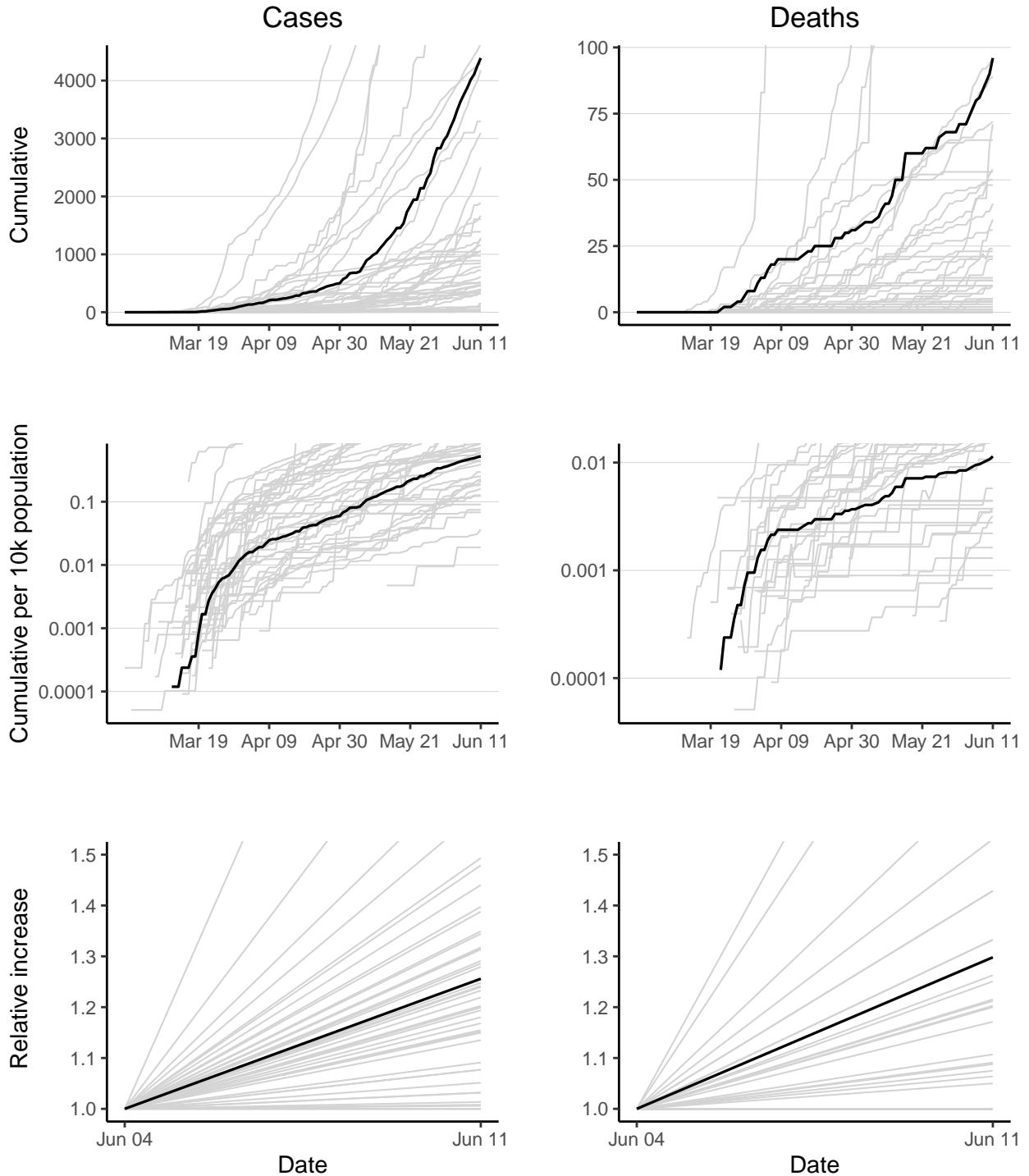
Congo has 728 reported case(s) (26th in the region) and 24 reported death(s) (18th). Cumulative counts per 10,000 population of reported cases and deaths are 1.4 (20th) and 0.046 (15th) respectively. The doubling time of reported cases over the last 7 days is 34.3 days (32nd). The doubling time of reported deaths cannot be calculated as some deaths have been redacted in last 7 days.

Cote d'Ivoire



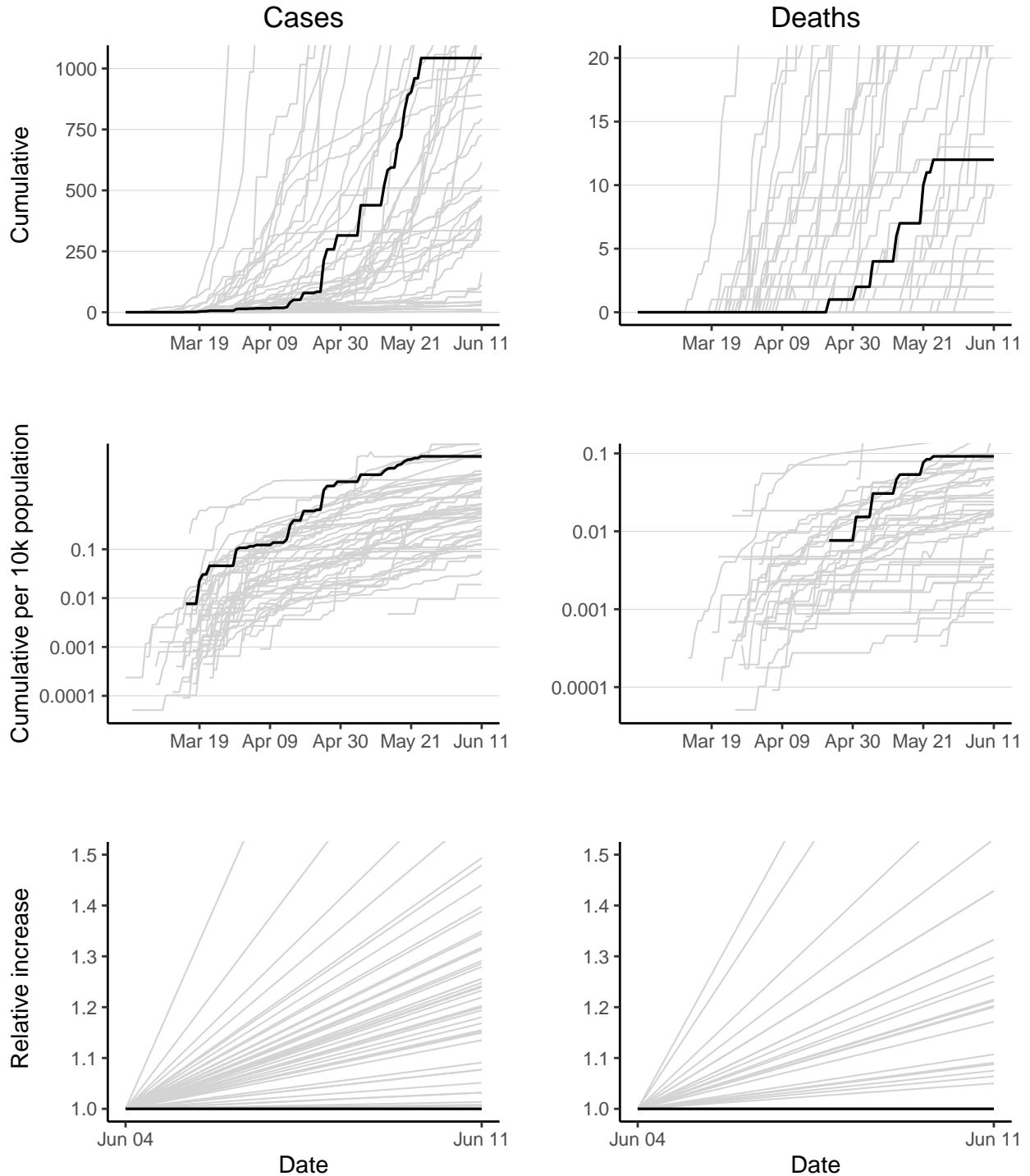
Cote d'Ivoire has 4181 reported case(s) (9th in the region) and 41 reported death(s) (15th). Cumulative counts per 10,000 population of reported cases and deaths are 1.7 (17th) and 0.016 (26th) respectively. The doubling times of reported cases and deaths over the last 7 days are 16.4 days (11th) and 30.7 days (16th).

Democratic Republic of the Congo



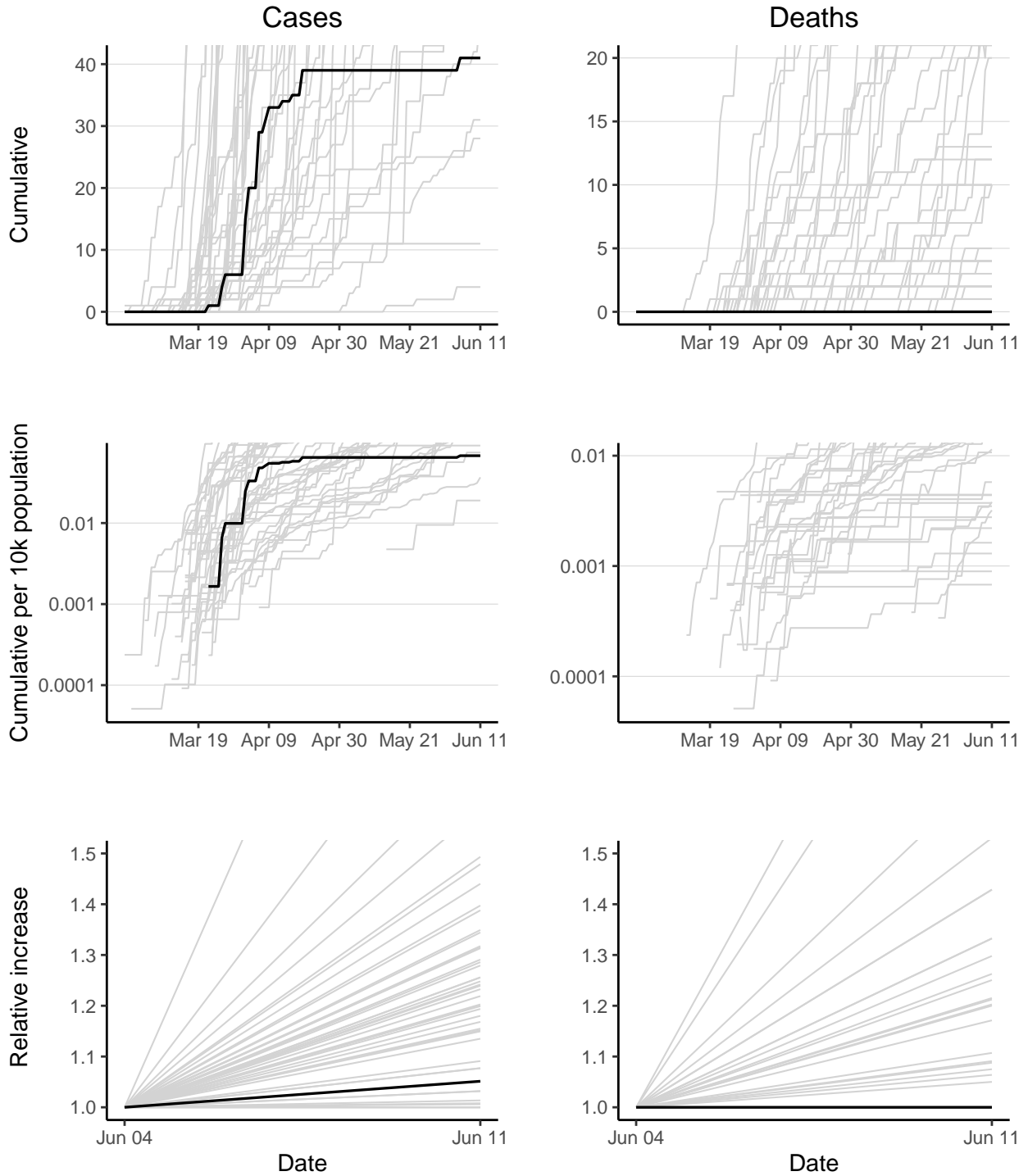
Democratic Republic of the Congo has 4389 reported case(s) (7th in the region) and 96 reported death(s) (5th). Cumulative counts per 10,000 population of reported cases and deaths are 0.52 (29th) and 0.011 (28th) respectively. The doubling times of reported cases and deaths over the last 7 days are 21.3 days (18th) and 18.6 days (9th).

Equatorial Guinea



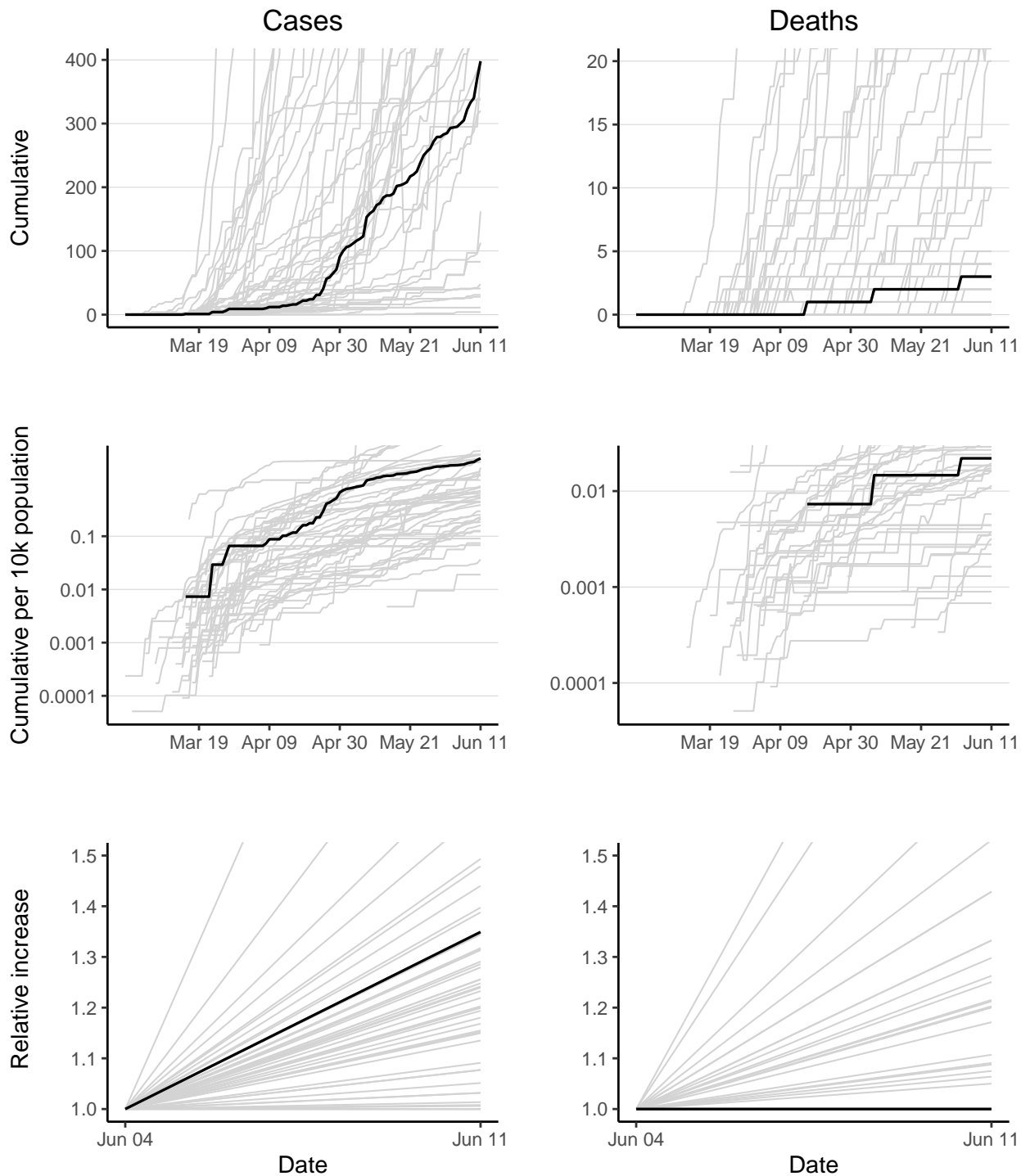
Equatorial Guinea has 1043 reported case(s) (21st in the region) and 12 reported death(s) (24th). Cumulative counts per 10,000 population of reported cases and deaths are 8 (5th) and 0.092 (7th) respectively. The doubling time of reported cases cannot be calculated as no new cases have been reported in last 7 days. The doubling time of reported deaths cannot be calculated as no new deaths have been reported in last 7 days.

Eritrea



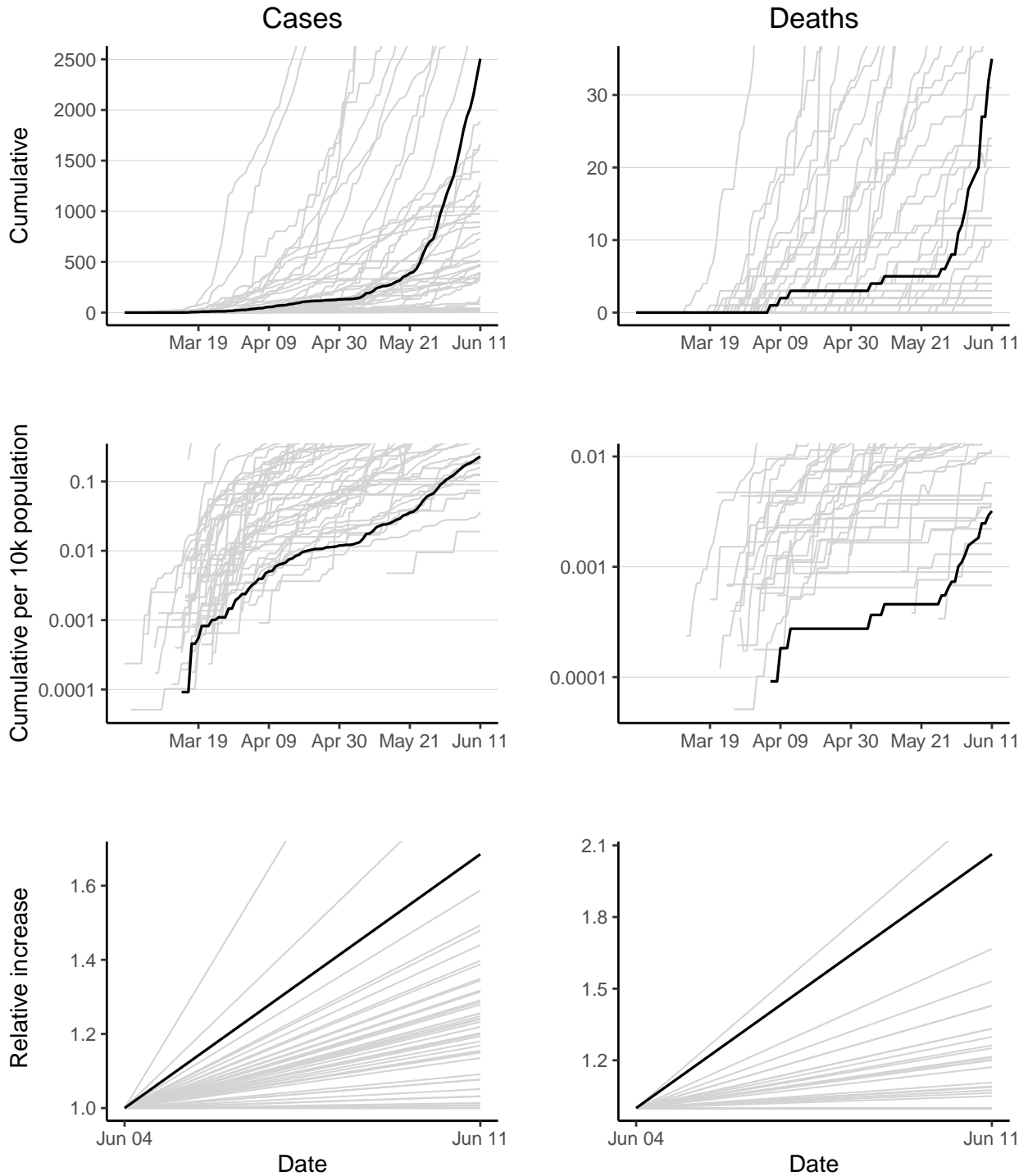
Eritrea has 41 reported case(s) (43rd in the region) and 0 reported death(s) (43rd). Cumulative counts per 10,000 population of reported cases and deaths are 0.068 (45th) and 0 (43rd) respectively. The doubling time of reported cases over the last 7 days is 97 days (38th). The doubling time of reported deaths cannot be calculated as no new deaths have been reported in last 7 days.

Eswatini



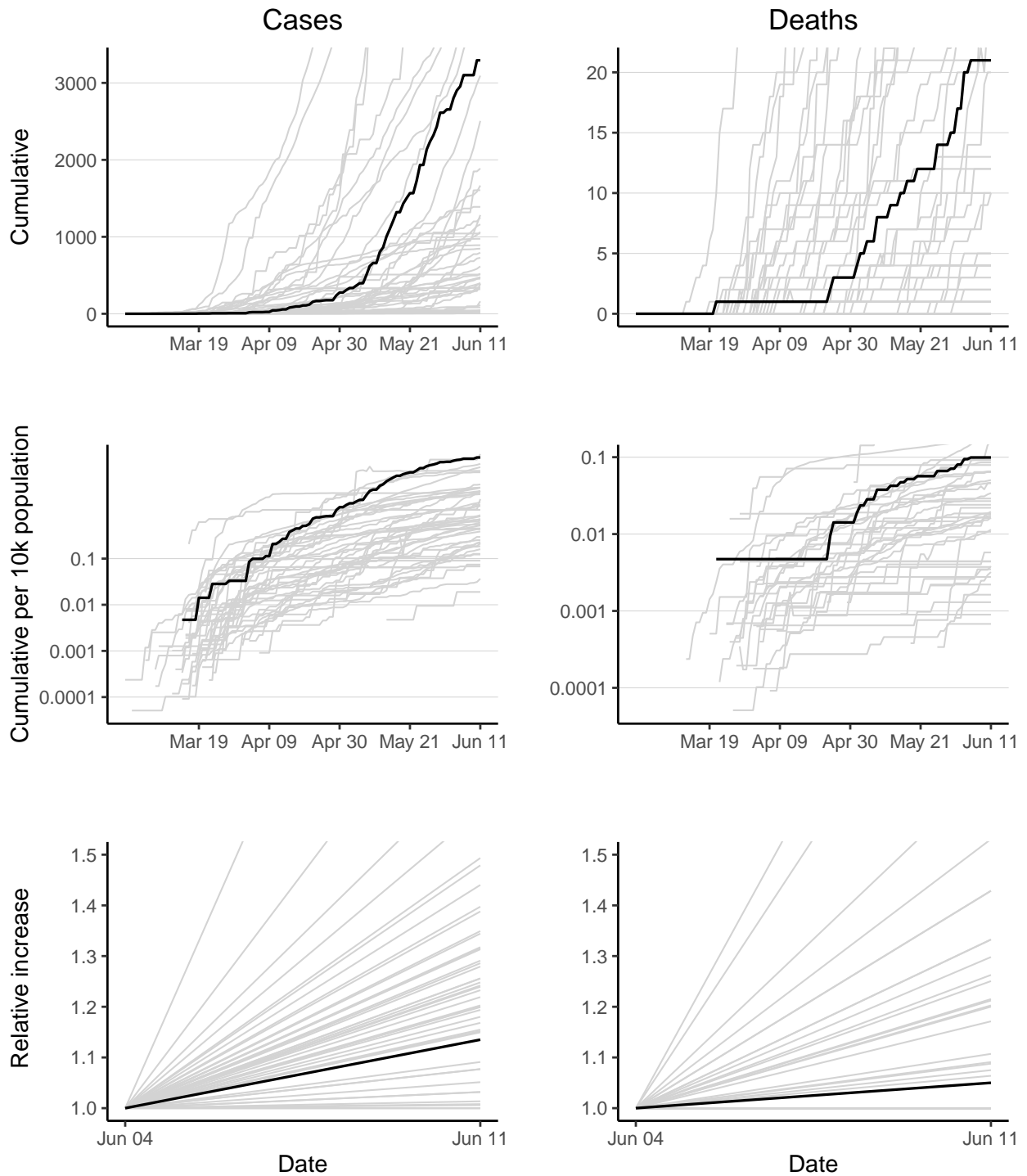
Eswatini has 398 reported case(s) (33rd in the region) and 3 reported death(s) (36th). Cumulative counts per 10,000 population of reported cases and deaths are 2.9 (13th) and 0.022 (20th) respectively. The doubling time of reported cases over the last 7 days is 16.2 days (10th). The doubling time of reported deaths cannot be calculated as no new deaths have been reported in last 7 days.

Ethiopia



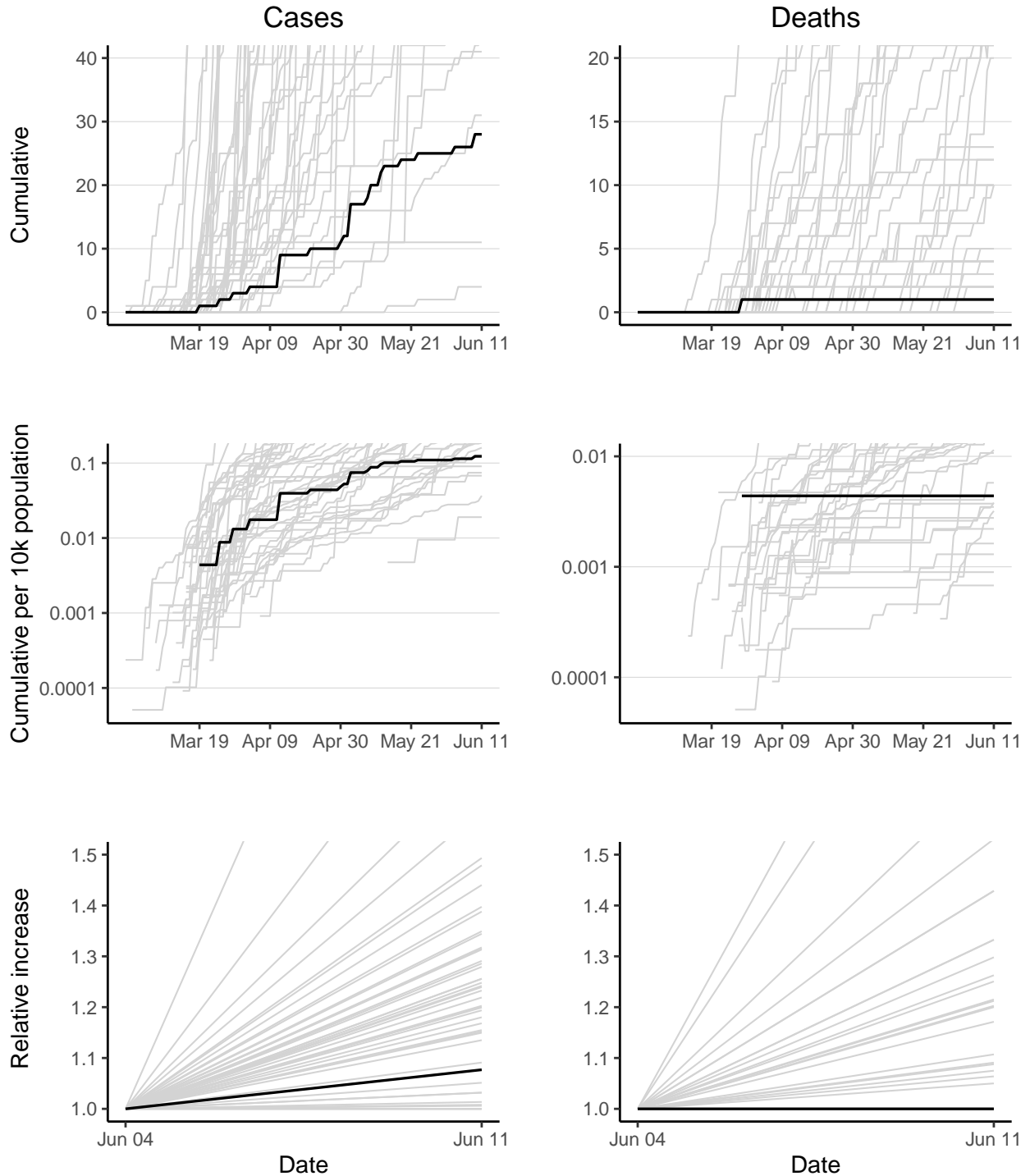
Ethiopia has 2506 reported case(s) (12th in the region) and 35 reported death(s) (16th). Cumulative counts per 10,000 population of reported cases and deaths are 0.23 (36th) and 0.0032 (36th) respectively. The doubling times of reported cases and deaths over the last 7 days are 9.3 days (3rd) and 6.7 days (2nd).

Gabon



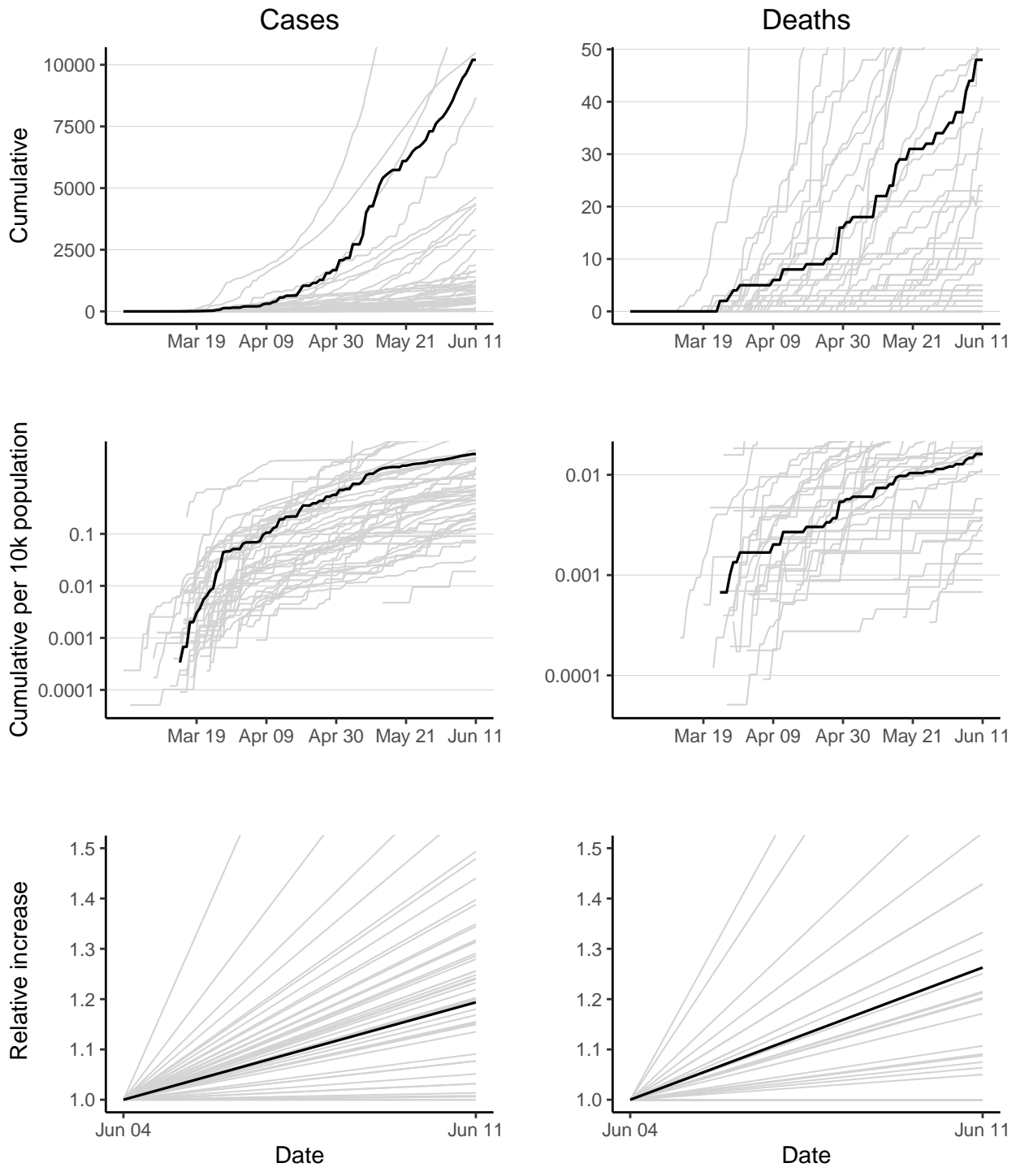
Gabon has 3294 reported case(s) (10th in the region) and 21 reported death(s) (20th). Cumulative counts per 10,000 population of reported cases and deaths are 16 (2nd) and 0.099 (5th) respectively. The doubling times of reported cases and deaths over the last 7 days are 38.3 days (34th) and 99.4 days (22nd).

Gambia



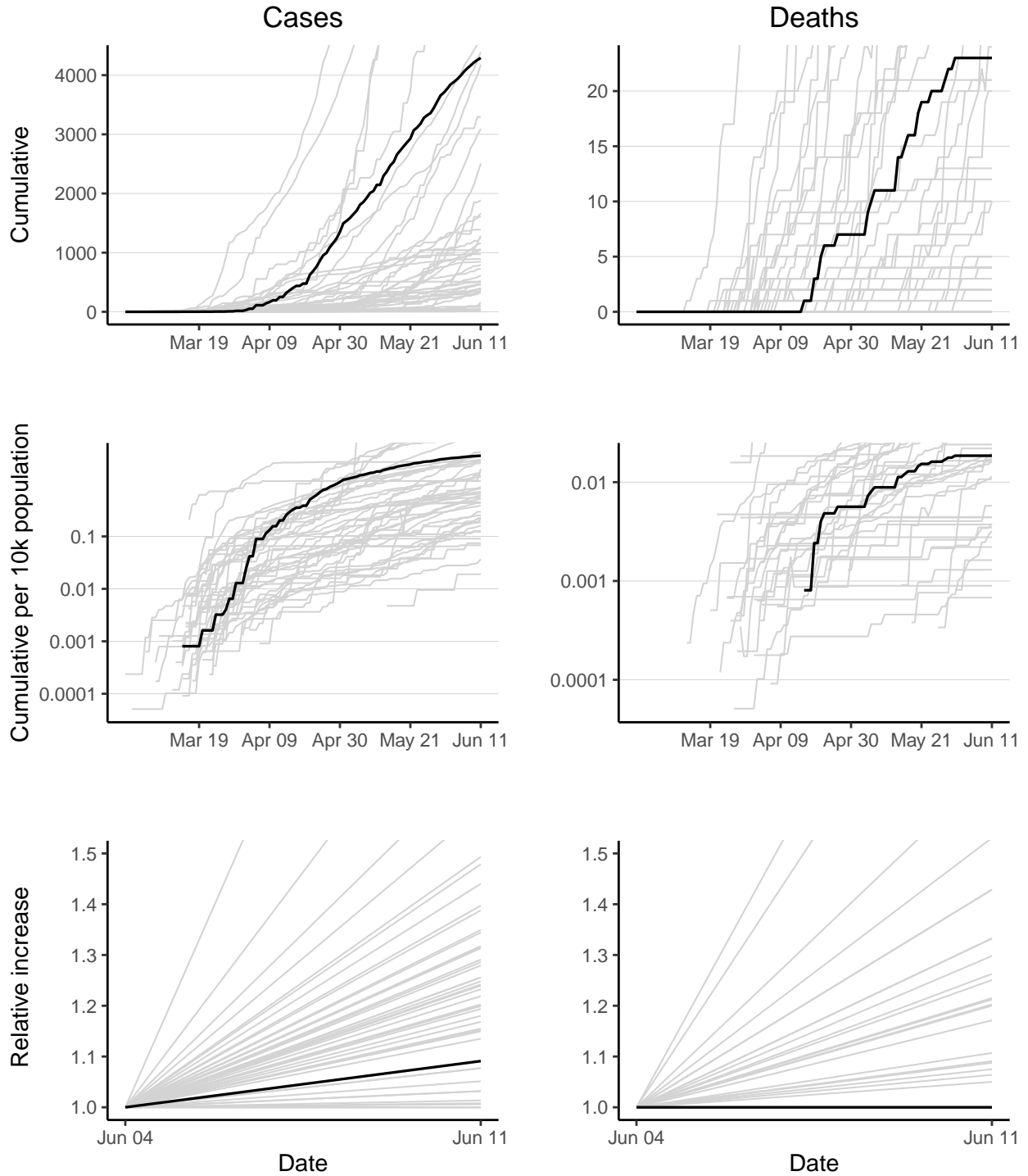
Gambia has 28 reported case(s) (45th in the region) and 1 reported death(s) (42nd). Cumulative counts per 10,000 population of reported cases and deaths are 0.12 (42nd) and 0.0044 (32nd) respectively. The doubling time of reported cases over the last 7 days is 65.5 days (37th). The doubling time of reported deaths cannot be calculated as no new deaths have been reported in last 7 days.

Ghana



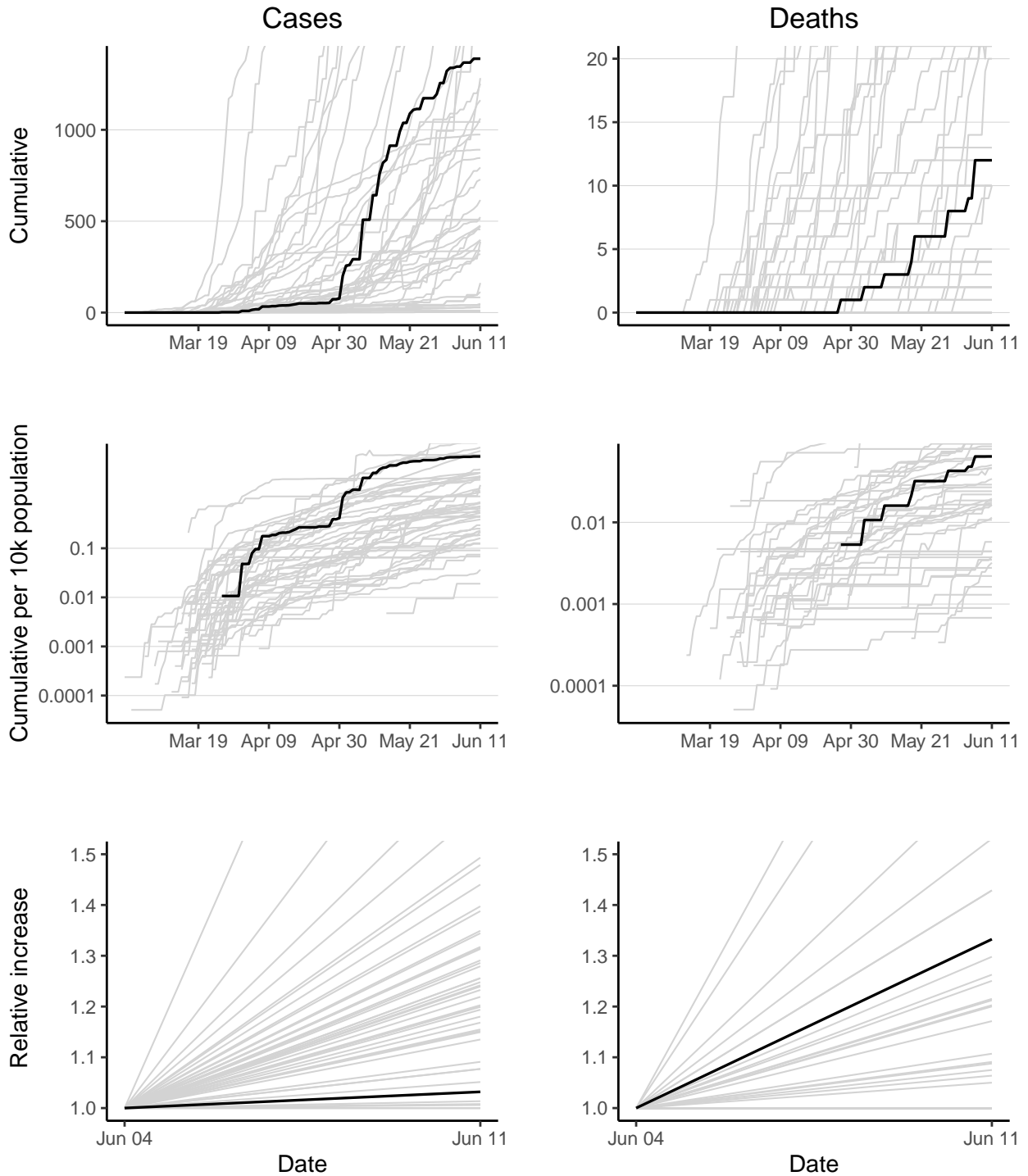
Ghana has 10201 reported case(s) (4th in the region) and 48 reported death(s) (14th). Cumulative counts per 10,000 population of reported cases and deaths are 3.4 (10th) and 0.016 (27th) respectively. The doubling times of reported cases and deaths over the last 7 days are 27.4 days (28th) and 20.8 days (10th).

Guinea



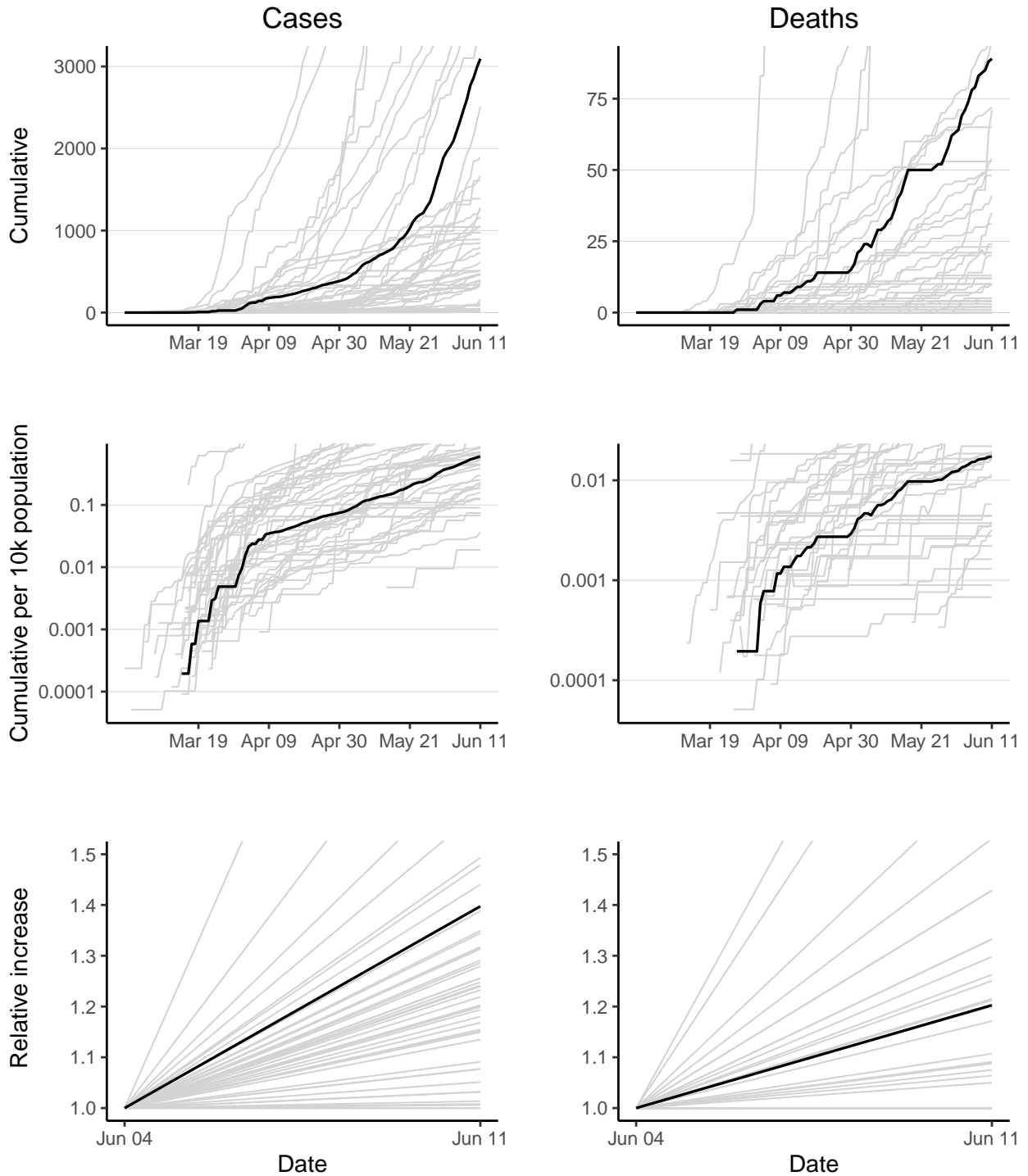
Guinea has 4291 reported case(s) (8th in the region) and 23 reported death(s) (19th). Cumulative counts per 10,000 population of reported cases and deaths are 3.5 (8th) and 0.019 (22nd) respectively. The doubling time of reported cases over the last 7 days is 55.7 days (35th). The doubling time of reported deaths cannot be calculated as no new deaths have been reported in last 7 days.

Guinea-Bissau



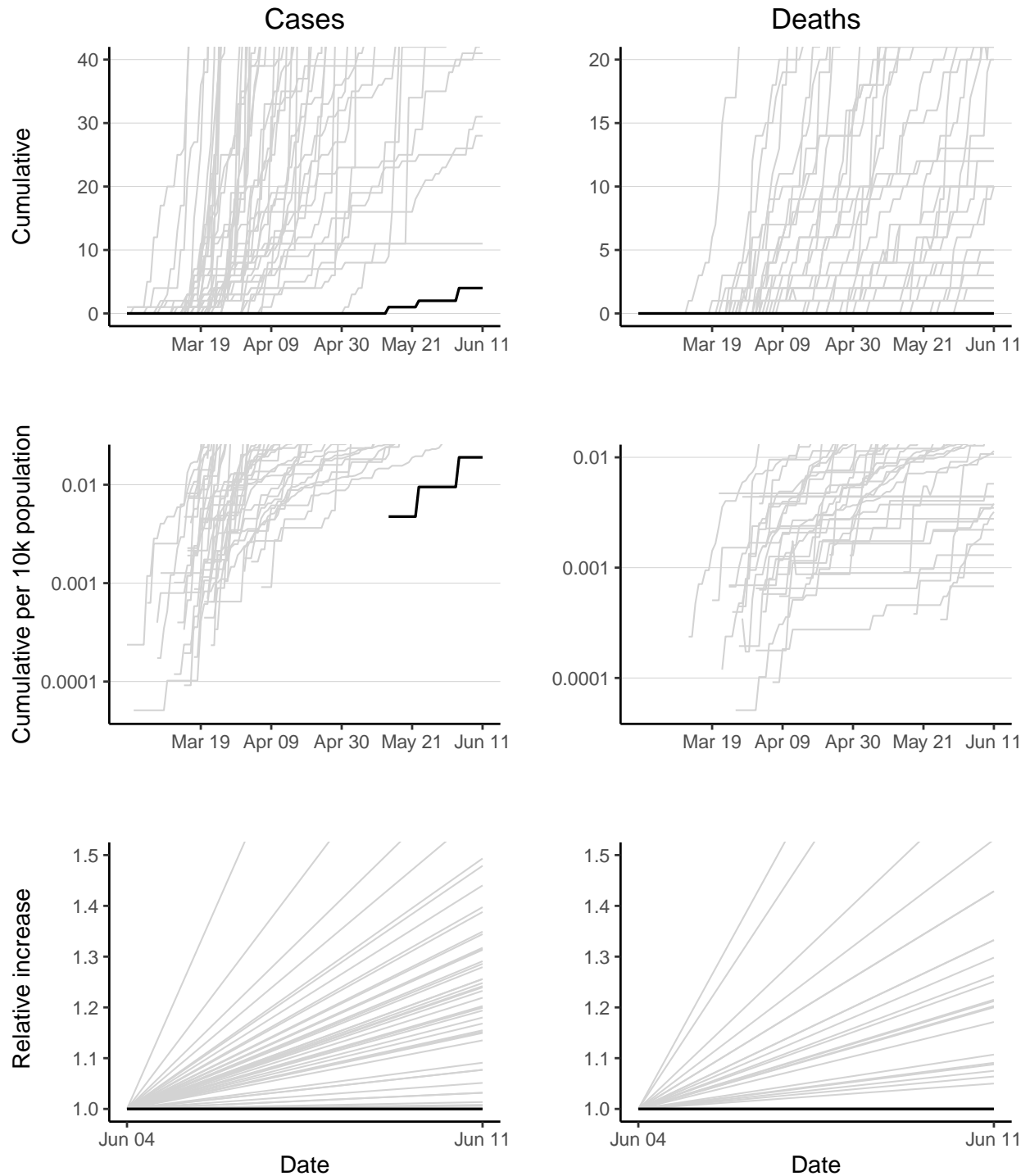
Guinea-Bissau has 1389 reported case(s) (16th in the region) and 12 reported death(s) (25th). Cumulative counts per 10,000 population of reported cases and deaths are 7.4 (6th) and 0.064 (12th) respectively. The doubling times of reported cases and deaths over the last 7 days are 154.3 days (39th) and 16.9 days (8th).

Kenya



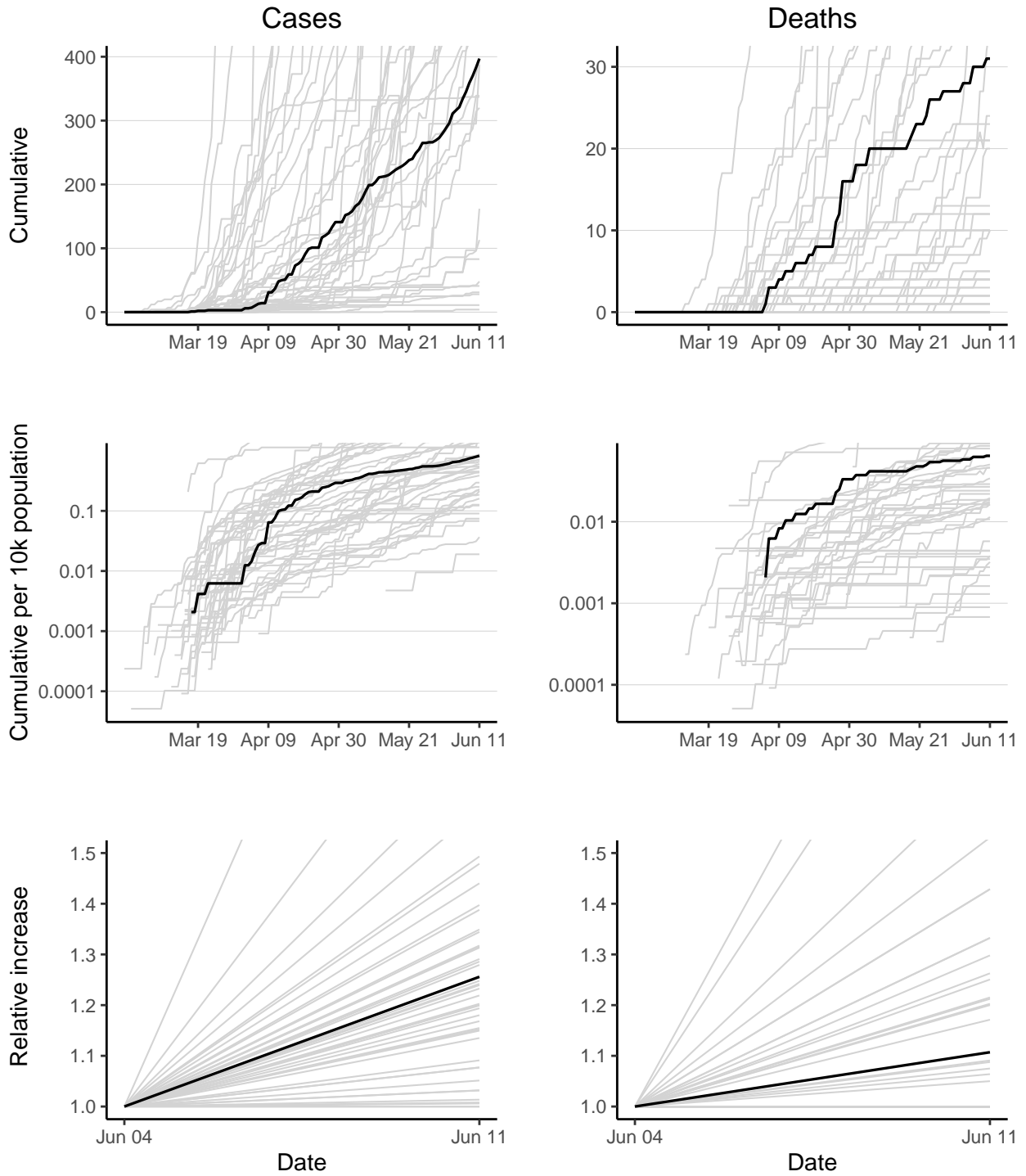
Kenya has 3094 reported case(s) (11th in the region) and 89 reported death(s) (7th). Cumulative counts per 10,000 population of reported cases and deaths are 0.6 (27th) and 0.017 (24th) respectively. The doubling times of reported cases and deaths over the last 7 days are 14.5 days (8th) and 26.3 days (14th).

Lesotho



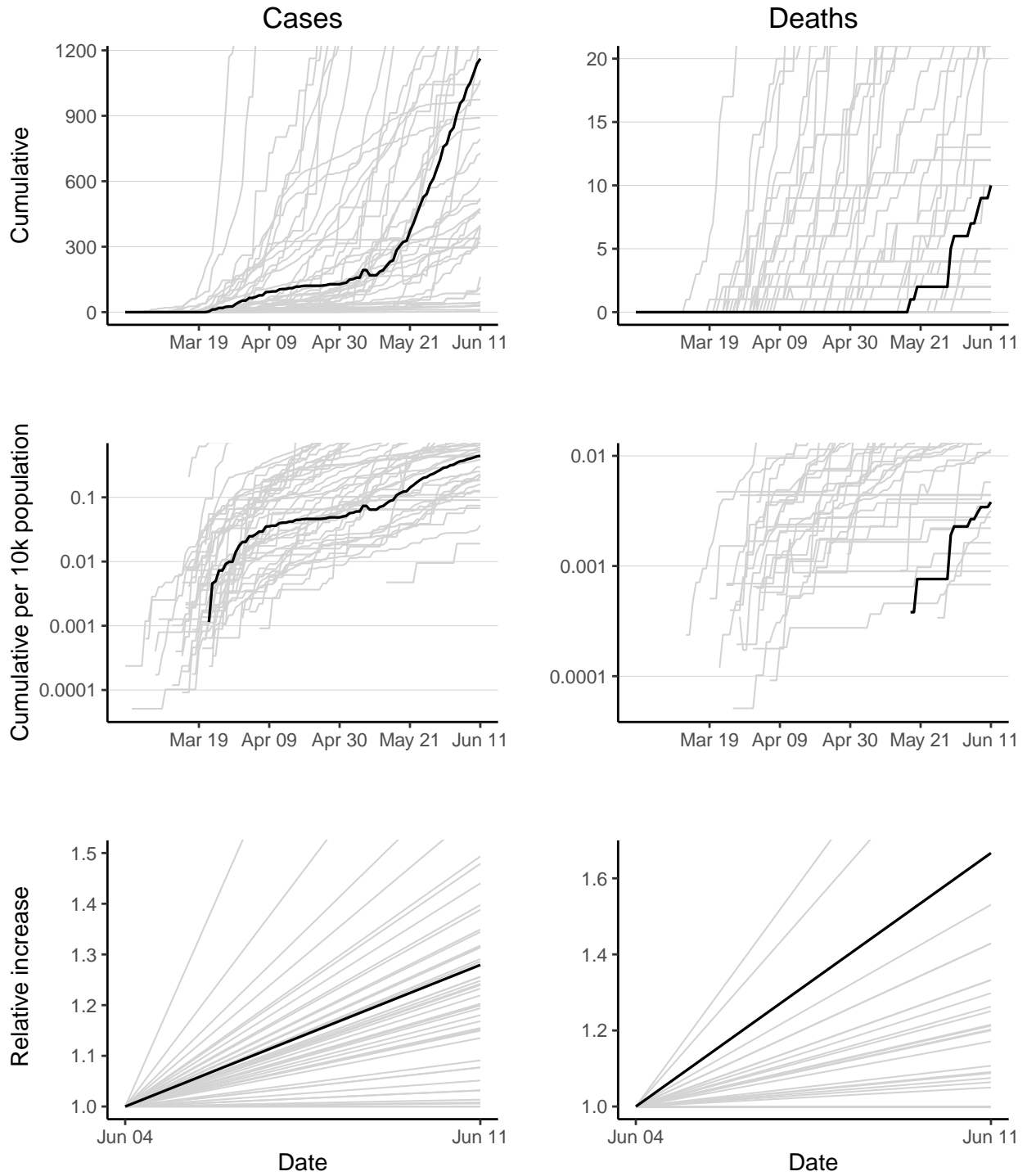
Lesotho has 4 reported case(s) (47th in the region) and 0 reported death(s) (44th). Cumulative counts per 10,000 population of reported cases and deaths are 0.019 (47th) and 0 (44th) respectively. The doubling time of reported cases cannot be calculated as no new cases have been reported in last 7 days. The doubling time of reported deaths cannot be calculated as no new deaths have been reported in last 7 days.

Liberia



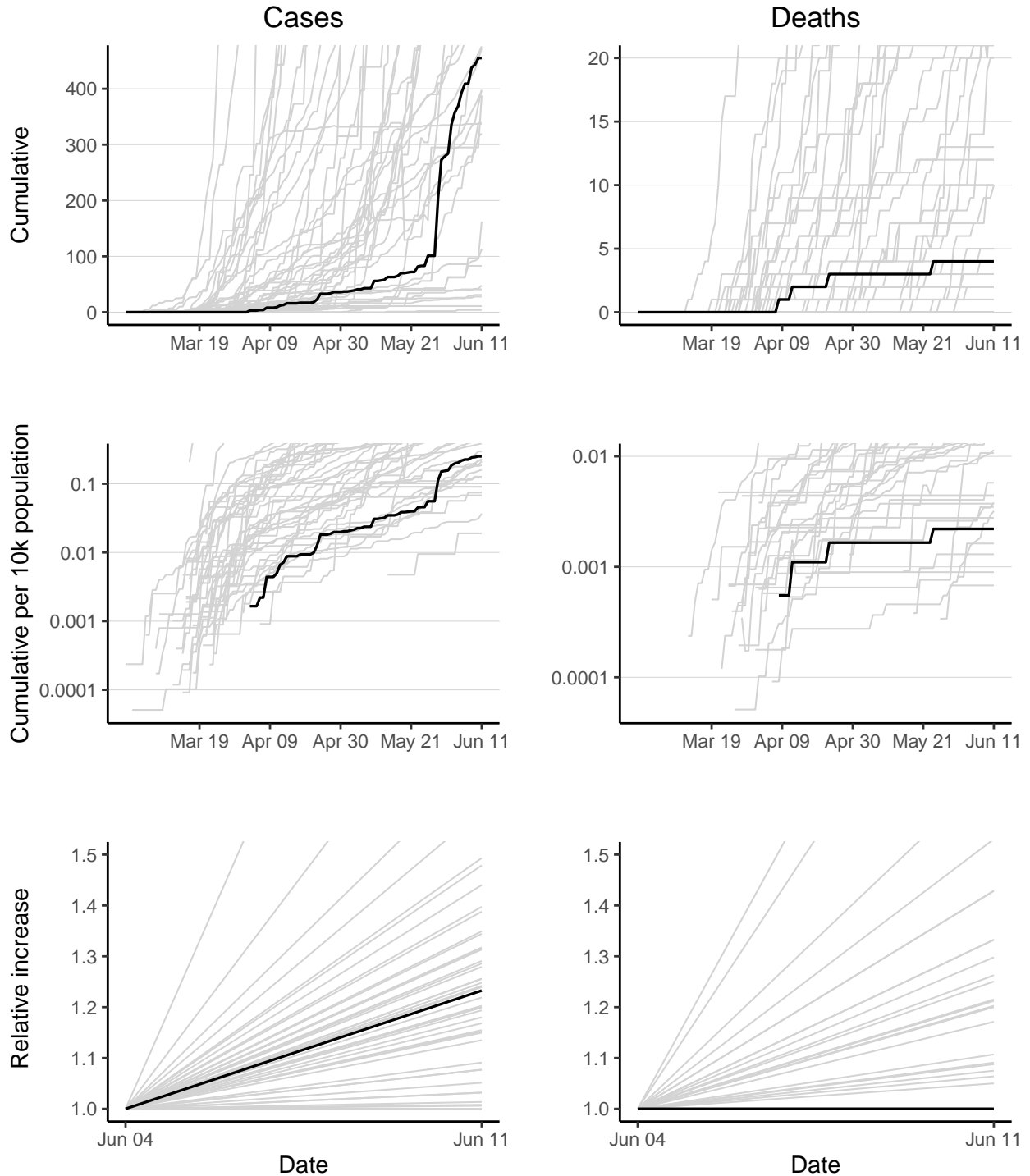
Liberia has 397 reported case(s) (34th in the region) and 31 reported death(s) (17th). Cumulative counts per 10,000 population of reported cases and deaths are 0.82 (23rd) and 0.064 (11th) respectively. The doubling times of reported cases and deaths over the last 7 days are 21.3 days (19th) and 47.7 days (17th).

Madagascar



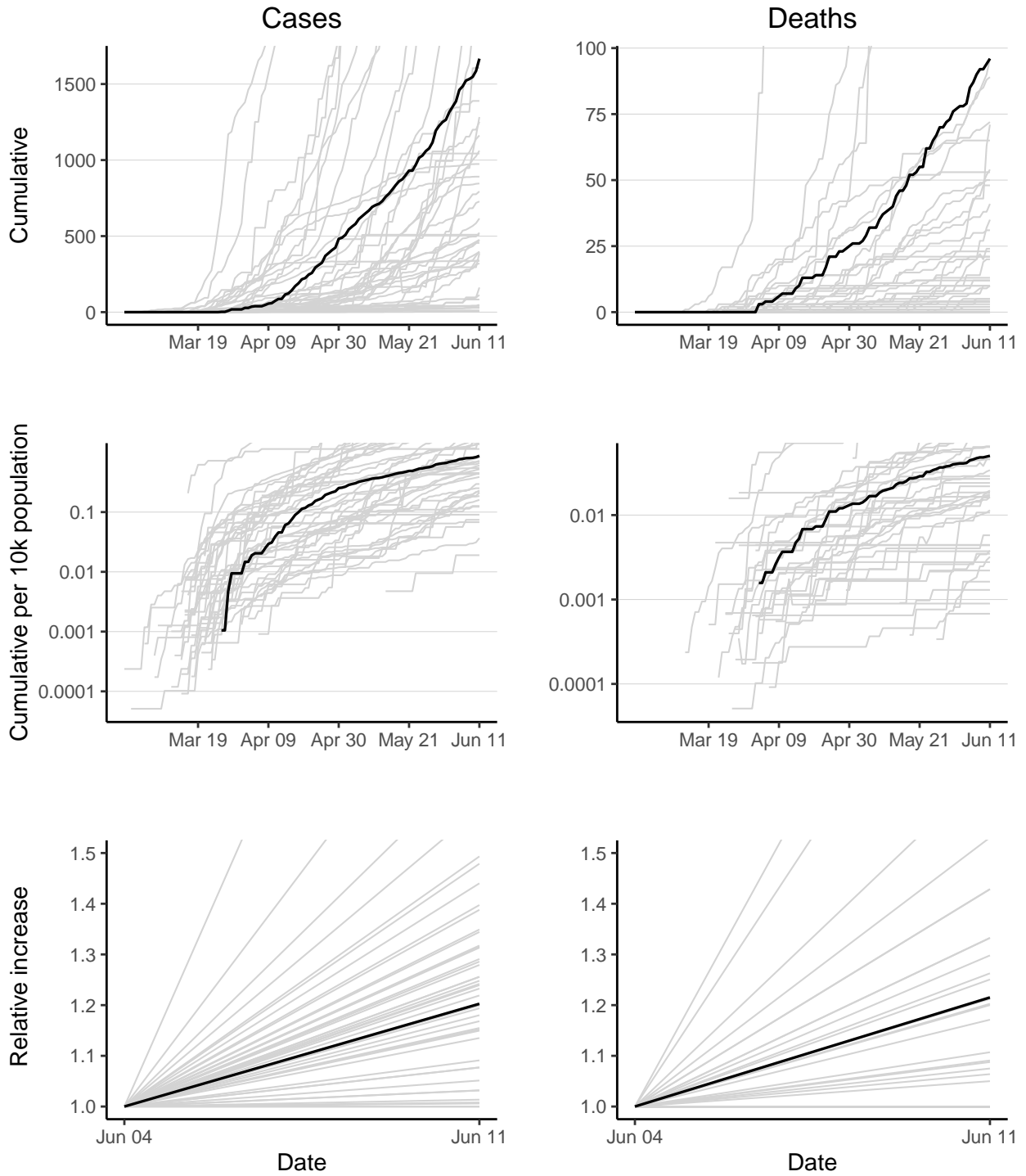
Madagascar has 1162 reported case(s) (19th in the region) and 10 reported death(s) (26th). Cumulative counts per 10,000 population of reported cases and deaths are 0.44 (31st) and 0.0038 (33rd) respectively. The doubling times of reported cases and deaths over the last 7 days are 19.7 days (17th) and 9.5 days (3rd).

Malawi



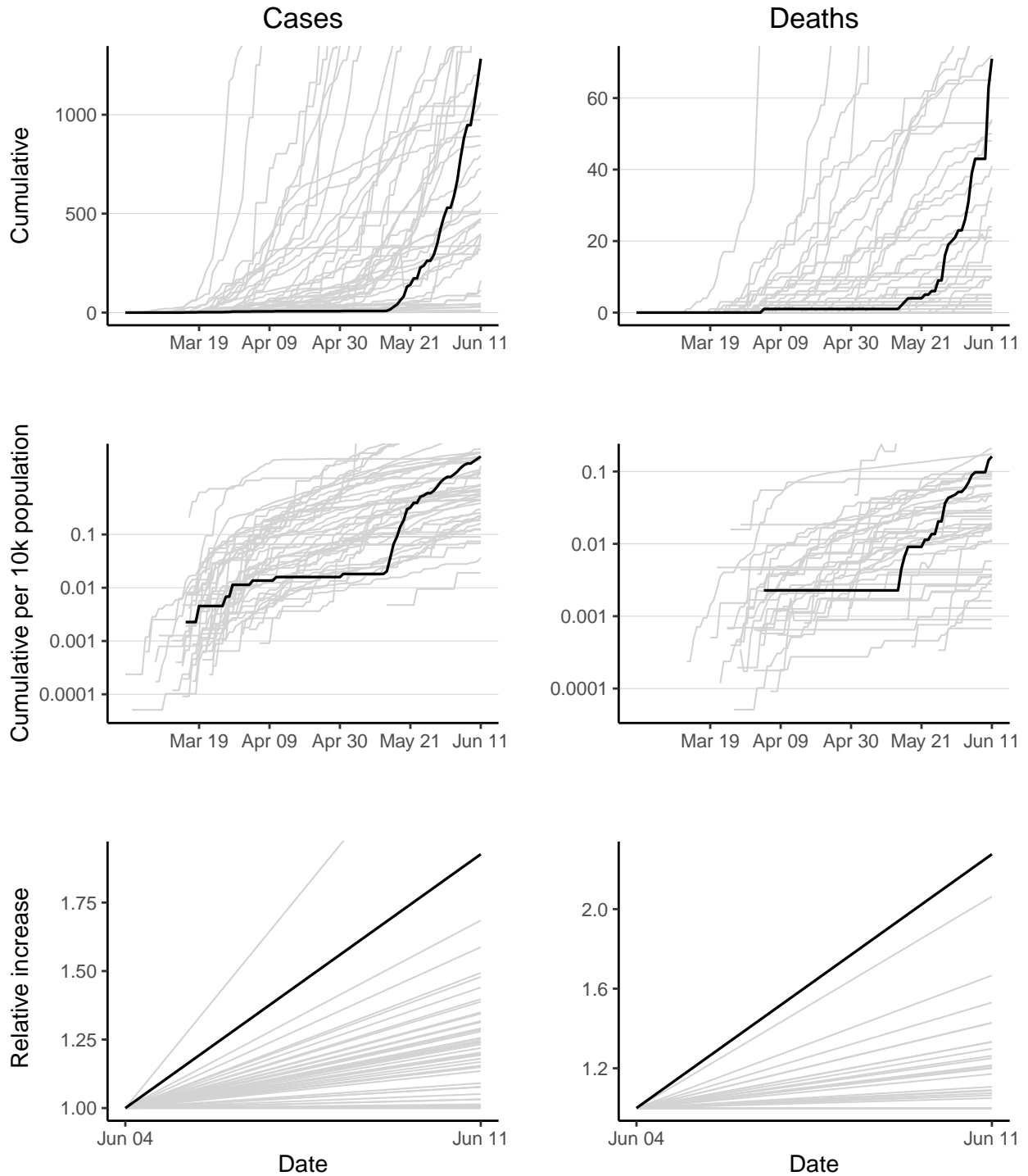
Malawi has 455 reported case(s) (32nd in the region) and 4 reported death(s) (34th). Cumulative counts per 10,000 population of reported cases and deaths are 0.025 (35th) and 0.00022 (38th) respectively. The doubling time of reported cases over the last 7 days is 23.2 days (23rd). The doubling time of reported deaths cannot be calculated as no new deaths have been reported in last 7 days.

Mali



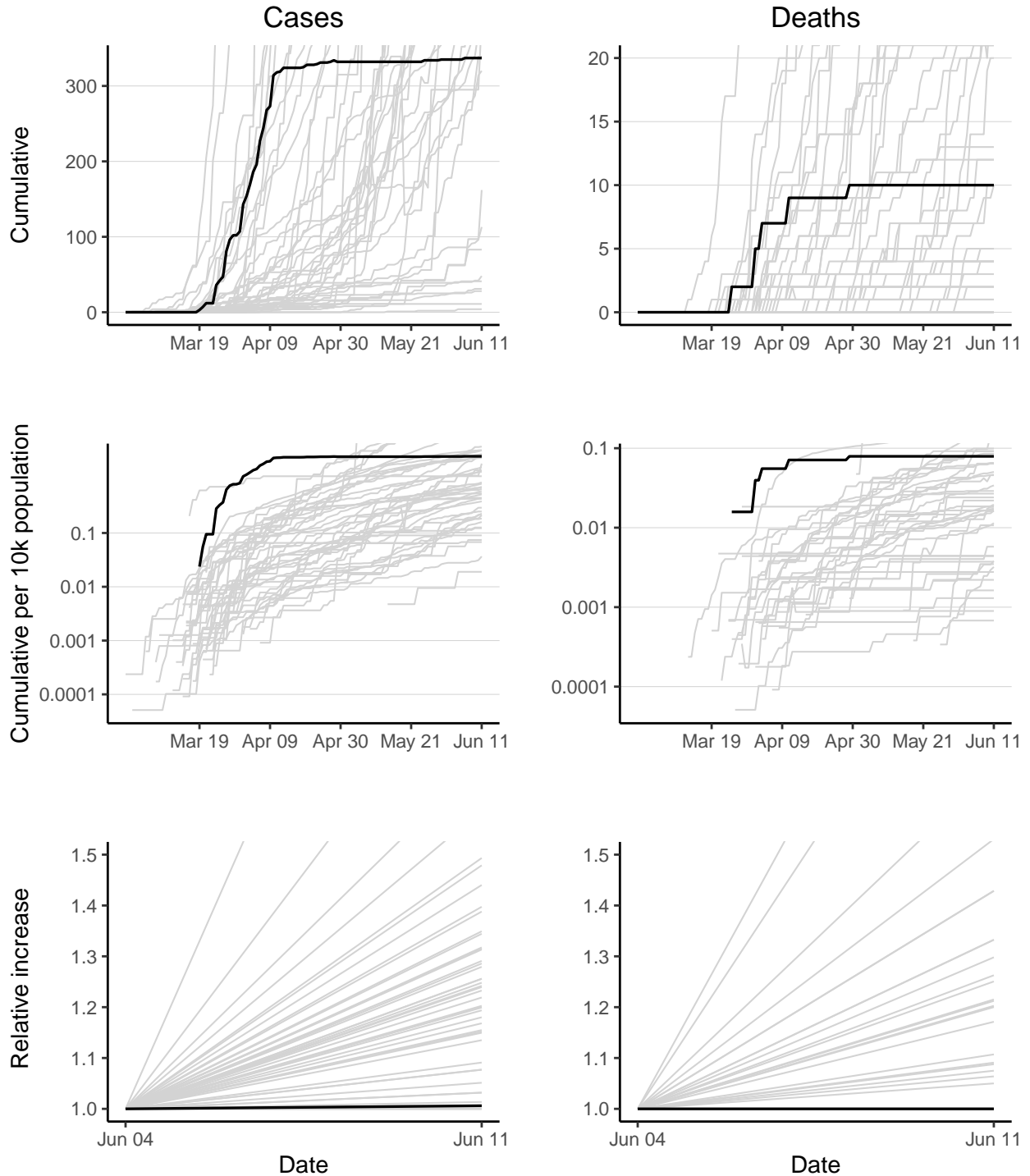
Mali has 1667 reported case(s) (14th in the region) and 96 reported death(s) (6th). Cumulative counts per 10,000 population of reported cases and deaths are 0.87 (22nd) and 0.05 (13th) respectively. The doubling times of reported cases and deaths over the last 7 days are 26.3 days (25th) and 24.9 days (12th).

Mauritania



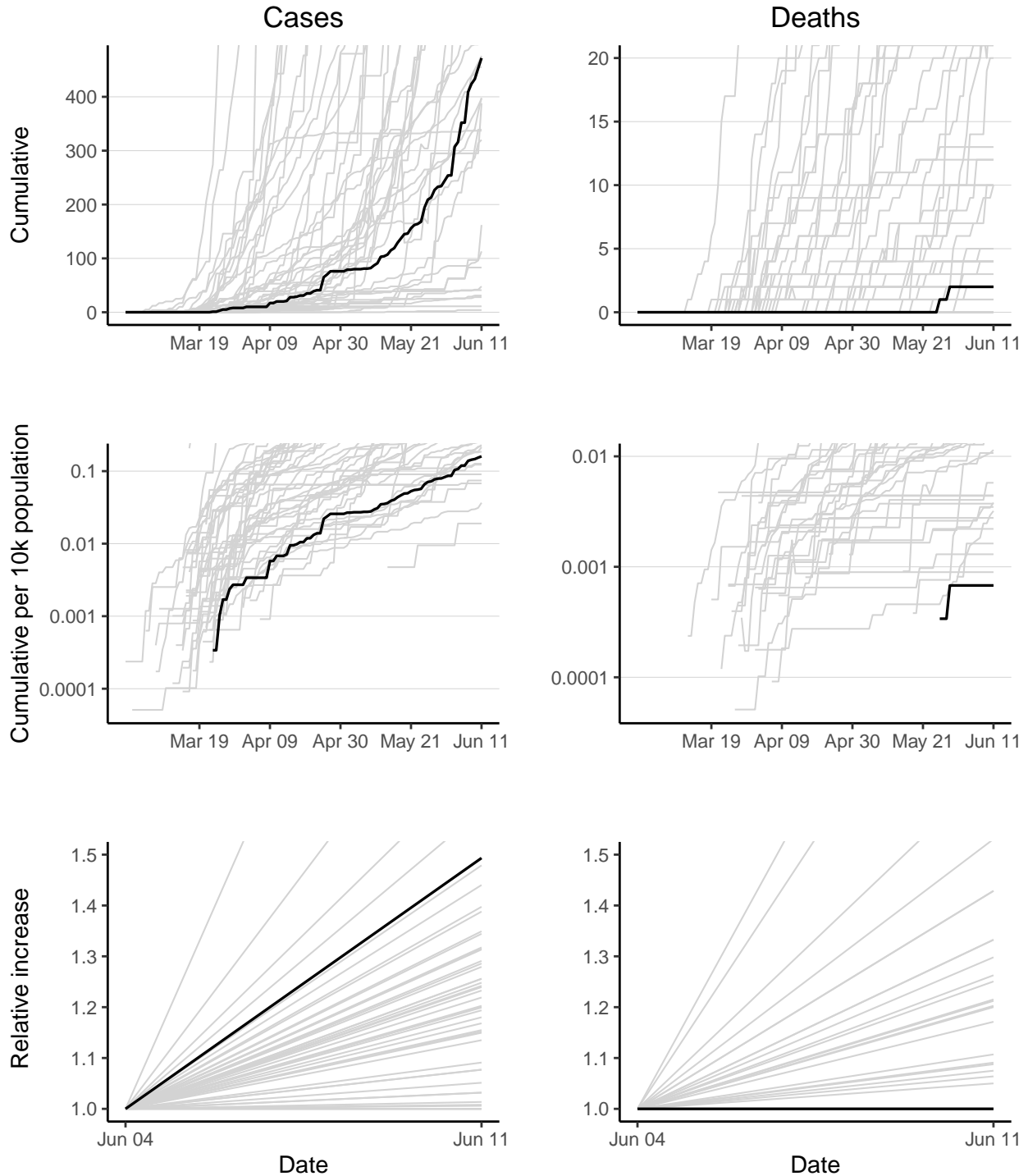
Mauritania has 1283 reported case(s) (17th in the region) and 71 reported death(s) (9th). Cumulative counts per 10,000 population of reported cases and deaths are 2.9 (12th) and 0.16 (4th) respectively. The doubling times of reported cases and deaths over the last 7 days are 7.4 days (2nd) and 5.9 days (1st).

Mauritius



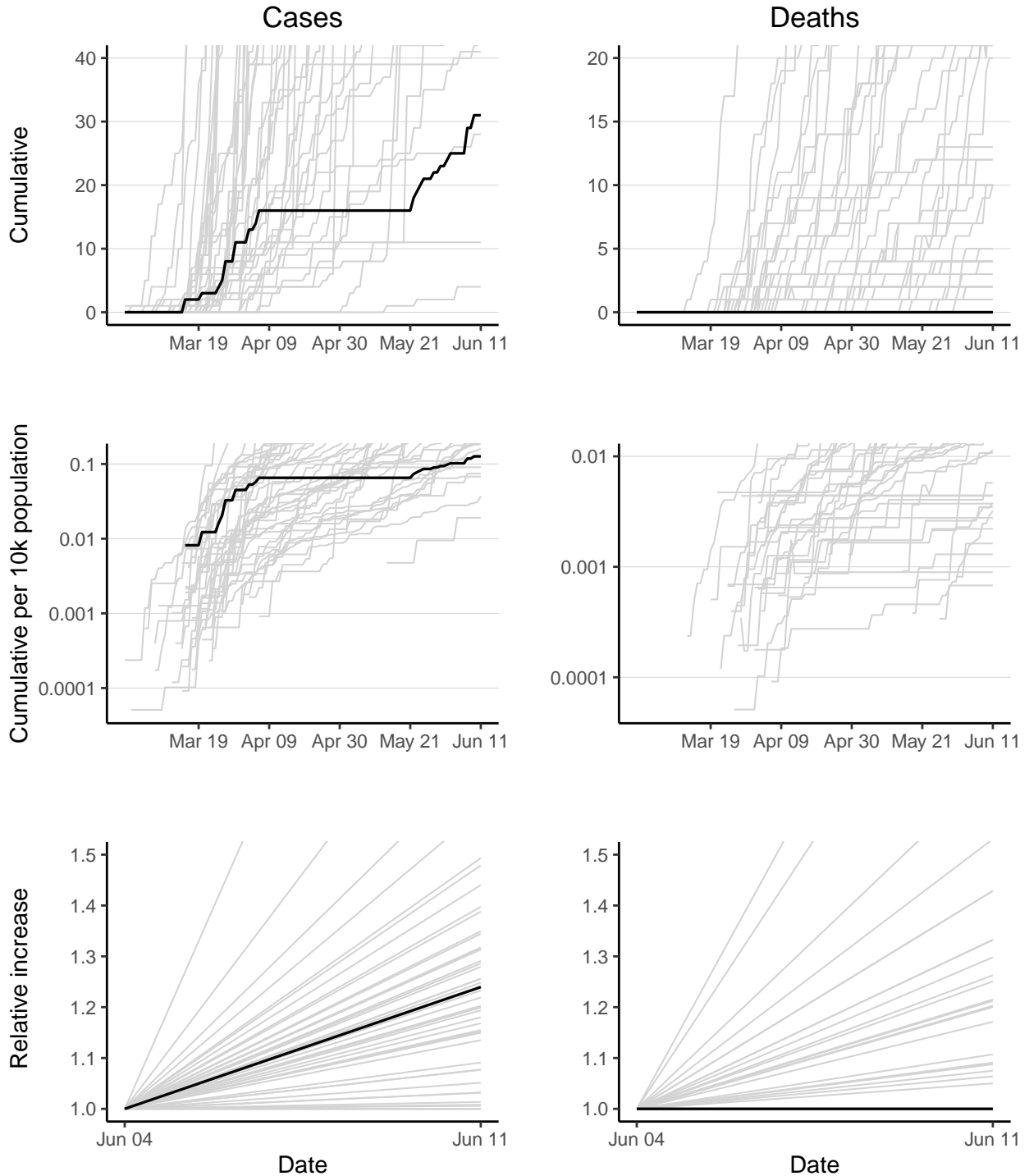
Mauritius has 337 reported case(s) (37th in the region) and 10 reported death(s) (27th). Cumulative counts per 10,000 population of reported cases and deaths are 2.7 (14th) and 0.079 (9th) respectively. The doubling time of reported cases over the last 7 days is 815.1 days (43rd). The doubling time of reported deaths cannot be calculated as no new deaths have been reported in last 7 days.

Mozambique



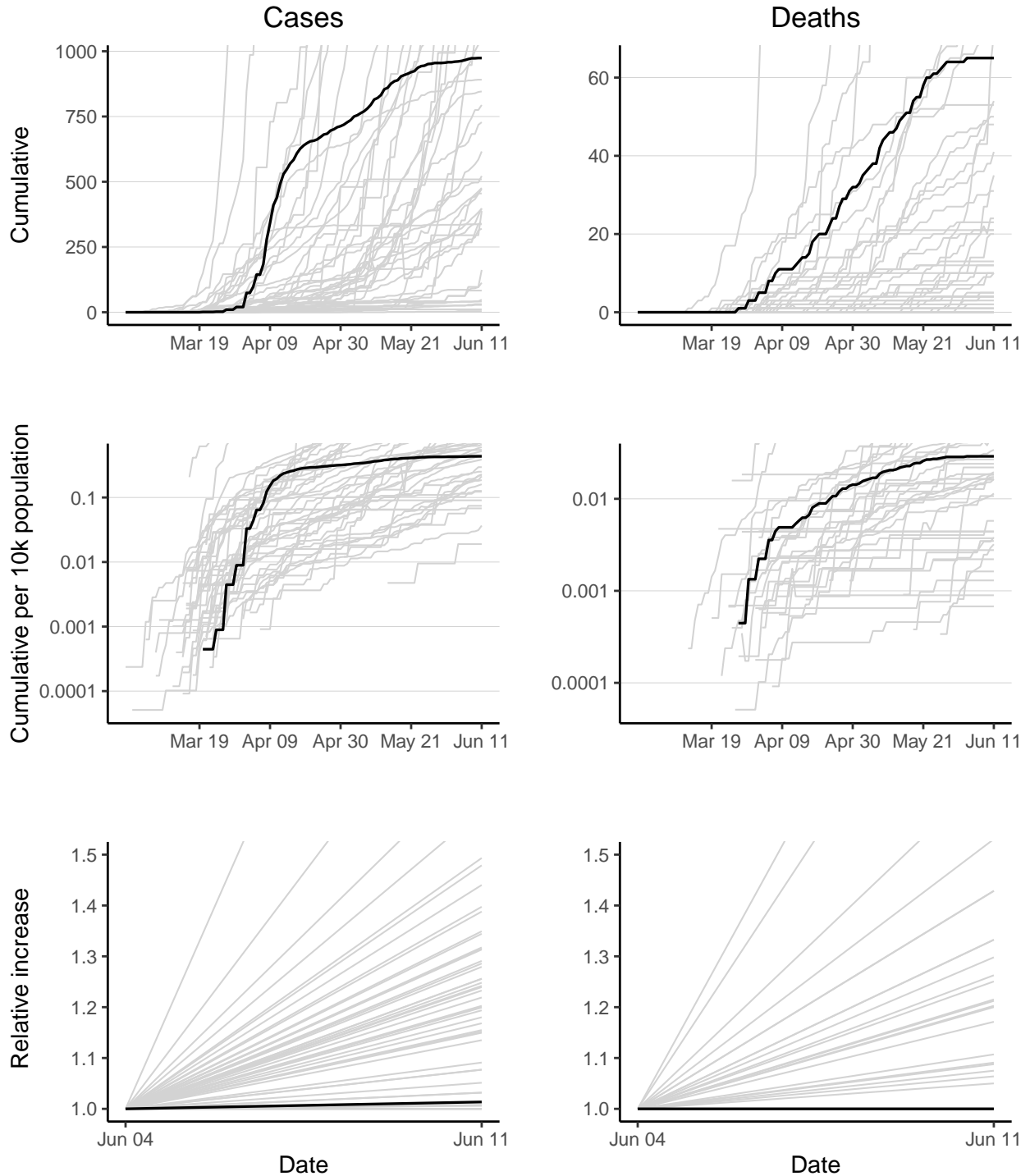
Mozambique has 472 reported case(s) (31st in the region) and 2 reported death(s) (38th). Cumulative counts per 10,000 population of reported cases and deaths are 0.16 (40th) and 0.00068 (42nd) respectively. The doubling time of reported cases over the last 7 days is 12.1 days (5th). The doubling time of reported deaths cannot be calculated as no new deaths have been reported in last 7 days.

Namibia



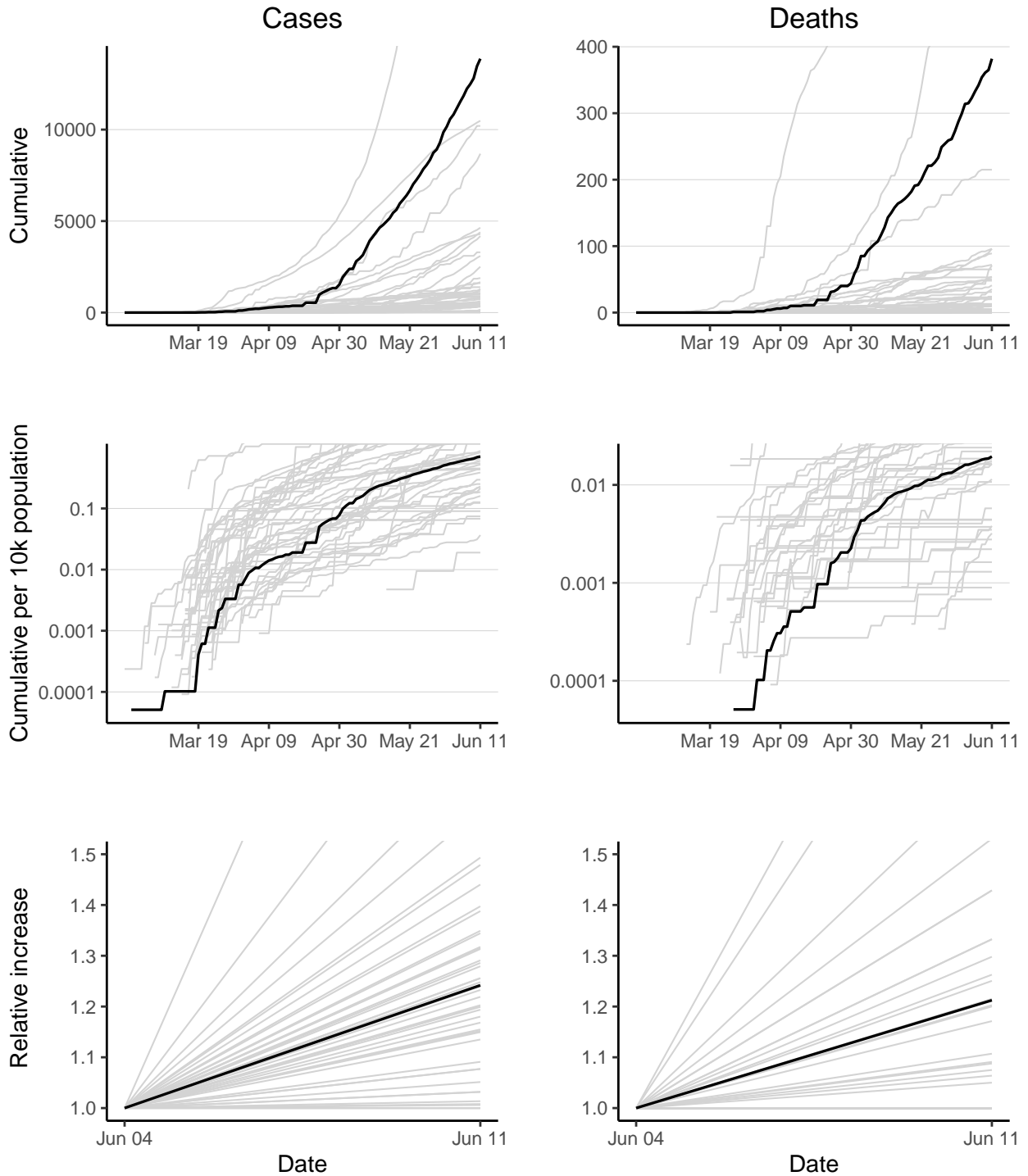
Namibia has 31 reported case(s) (44th in the region) and 0 reported death(s) (45th). Cumulative counts per 10,000 population of reported cases and deaths are 0.13 (41st) and 0 (45th) respectively. The doubling time of reported cases over the last 7 days is 22.6 days (22nd). The doubling time of reported deaths cannot be calculated as no new deaths have been reported in last 7 days.

Niger



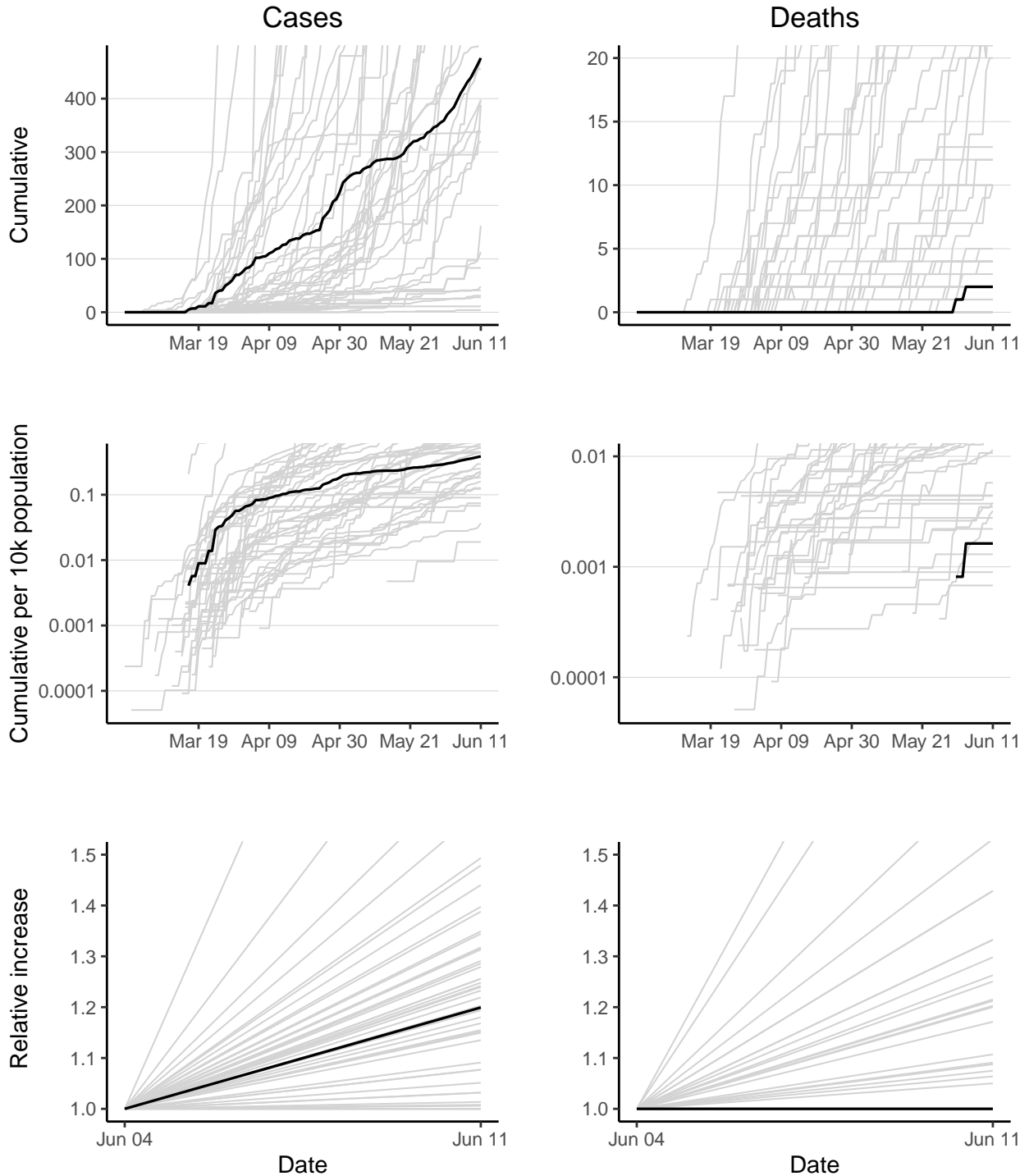
Niger has 974 reported case(s) (22nd in the region) and 65 reported death(s) (10th). Cumulative counts per 10,000 population of reported cases and deaths are 0.43 (32nd) and 0.029 (17th) respectively. The doubling time of reported cases over the last 7 days is 361.1 days (41st). The doubling time of reported deaths cannot be calculated as no new deaths have been reported in last 7 days.

Nigeria



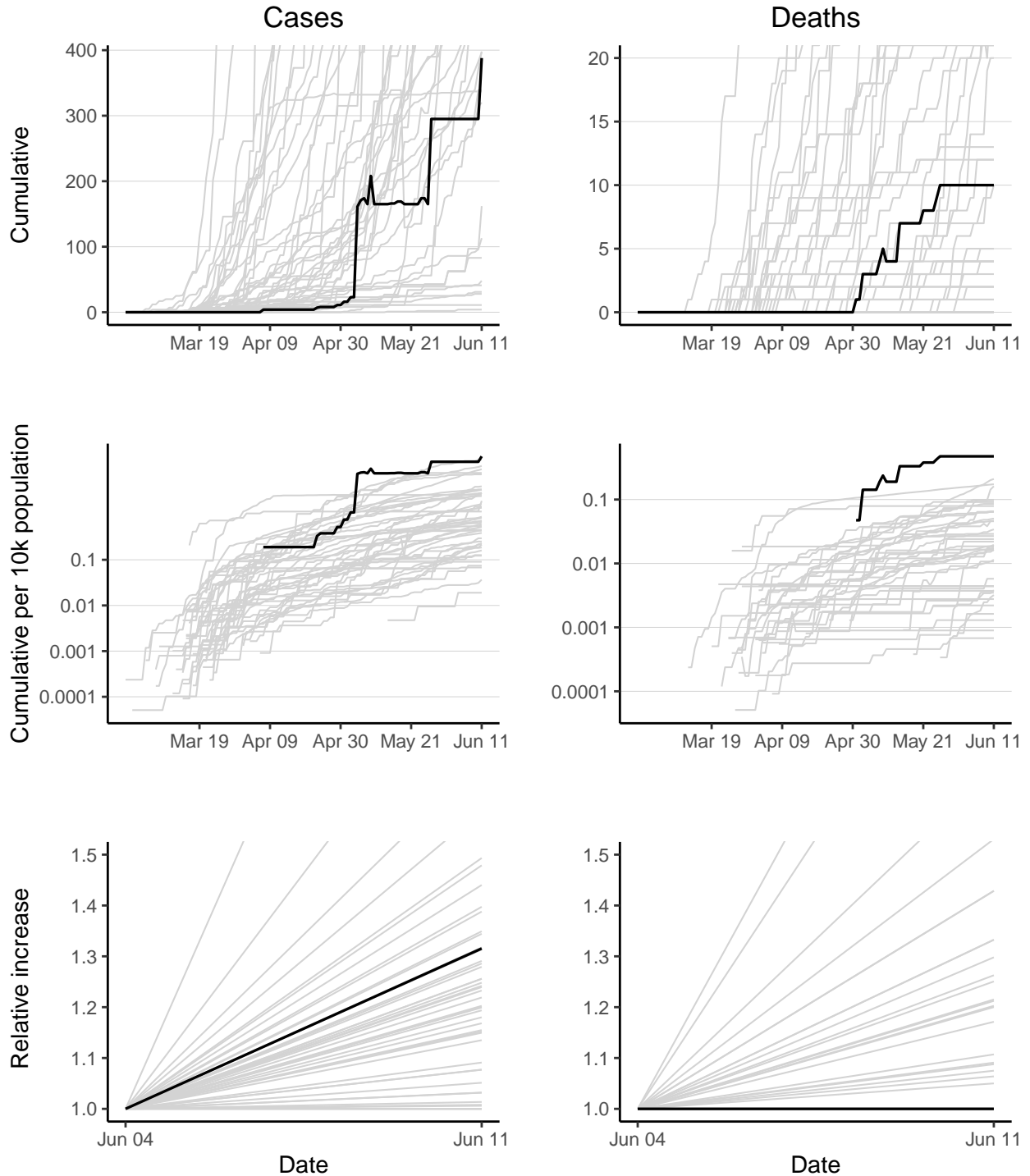
Nigeria has 13873 reported case(s) (2nd in the region) and 382 reported death(s) (3rd). Cumulative counts per 10,000 population of reported cases and deaths are 0.71 (25th) and 0.02 (21st) respectively. The doubling times of reported cases and deaths over the last 7 days are 22.4 days (21st) and 25.2 days (13th).

Rwanda



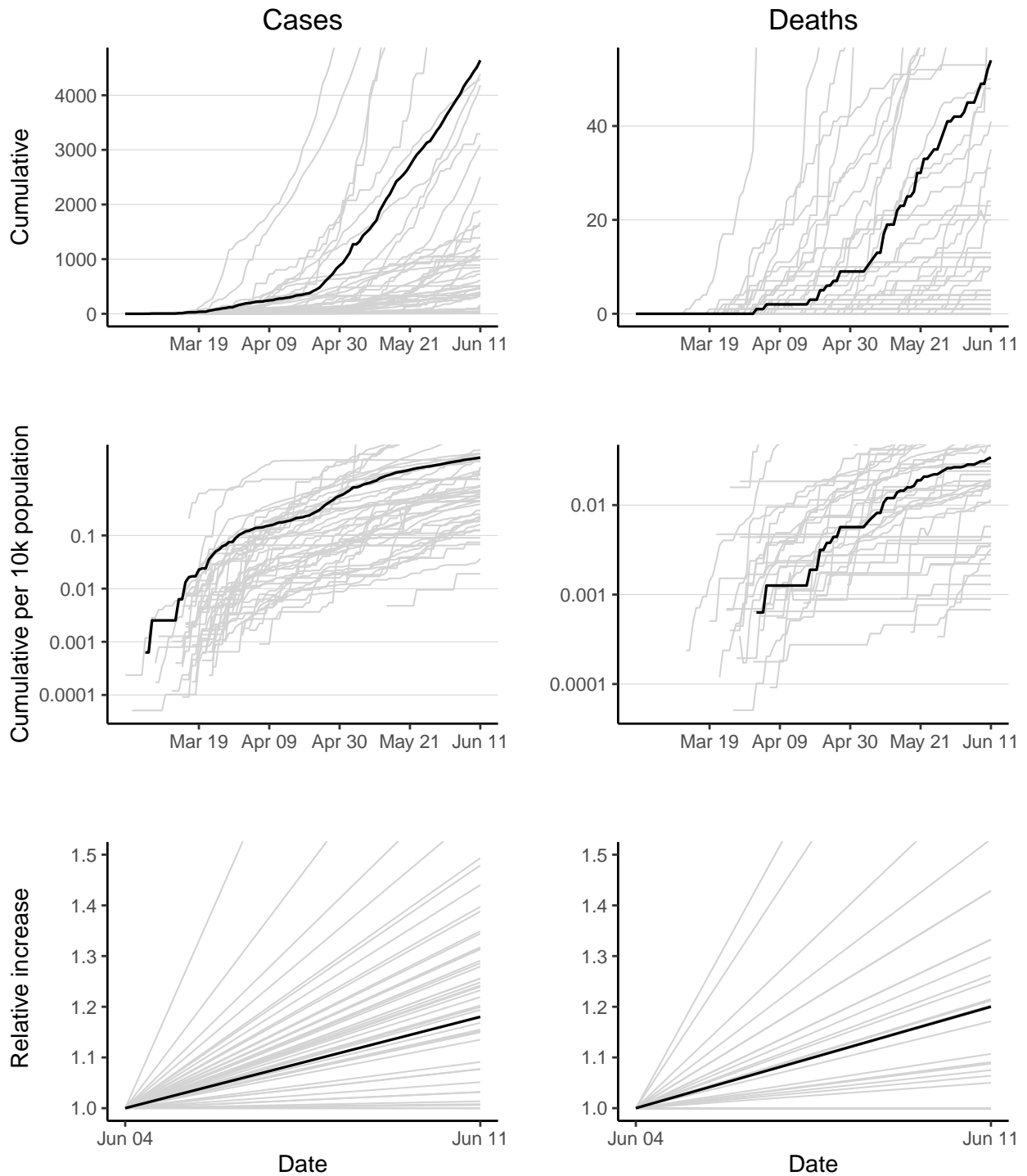
Rwanda has 476 reported case(s) (30th in the region) and 2 reported death(s) (39th). Cumulative counts per 10,000 population of reported cases and deaths are 0.39 (33rd) and 0.0016 (39th) respectively. The doubling time of reported cases over the last 7 days is 26.7 days (27th). The doubling time of reported deaths cannot be calculated as no new deaths have been reported in last 7 days.

Sao Tome and Principe



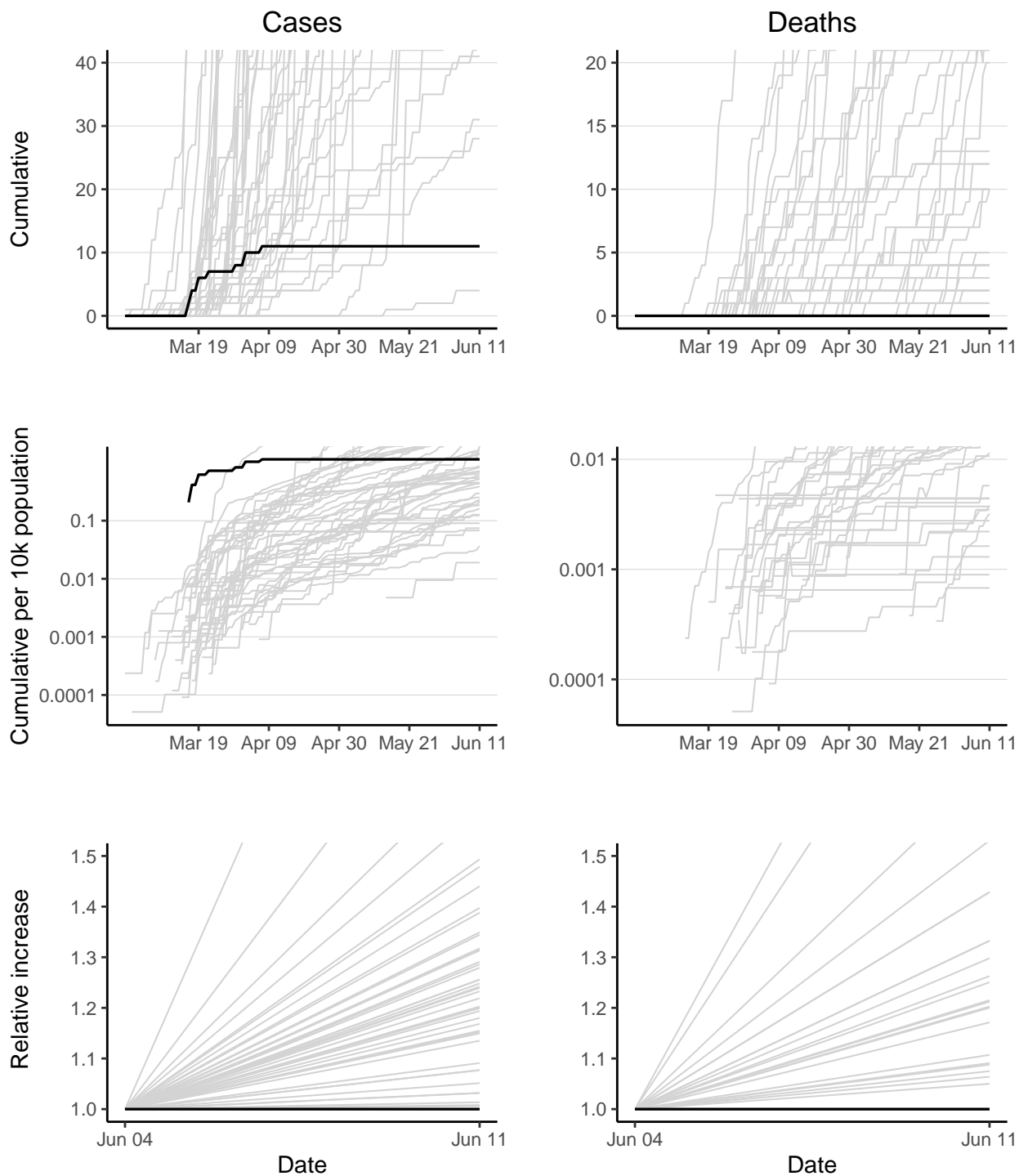
Sao Tome and Principe has 388 reported case(s) (35th in the region) and 10 reported death(s) (28th). Cumulative counts per 10,000 population of reported cases and deaths are 18 (1st) and 0.47 (1st) respectively. The doubling time of reported cases over the last 7 days is 17.7 days (13th). The doubling time of reported deaths cannot be calculated as no new deaths have been reported in last 7 days.

Senegal



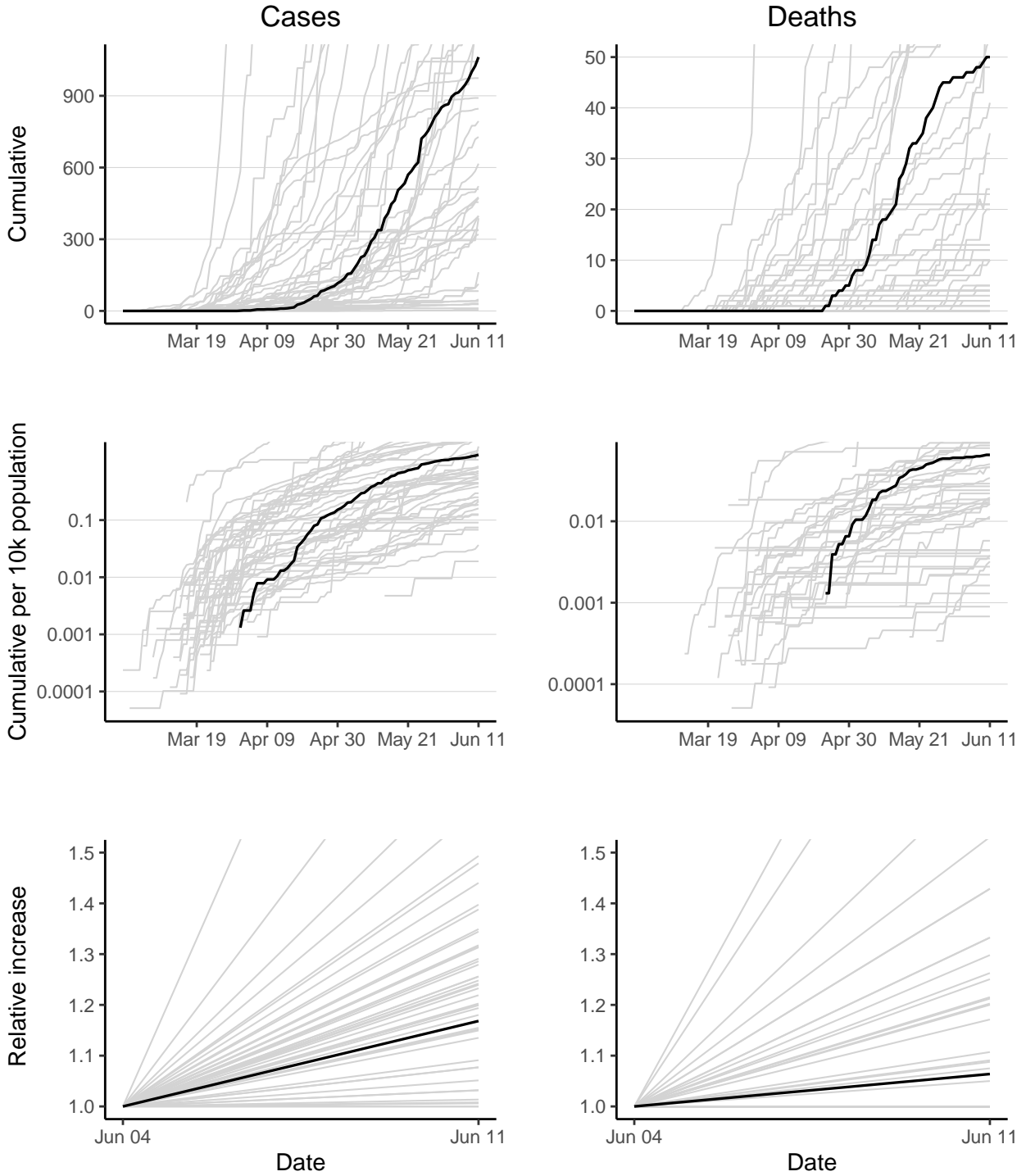
Senegal has 4640 reported case(s) (6th in the region) and 54 reported death(s) (11th). Cumulative counts per 10,000 population of reported cases and deaths are 2.9 (11th) and 0.034 (16th) respectively. The doubling times of reported cases and deaths over the last 7 days are 29.3 days (29th) and 26.6 days (15th).

Seychelles



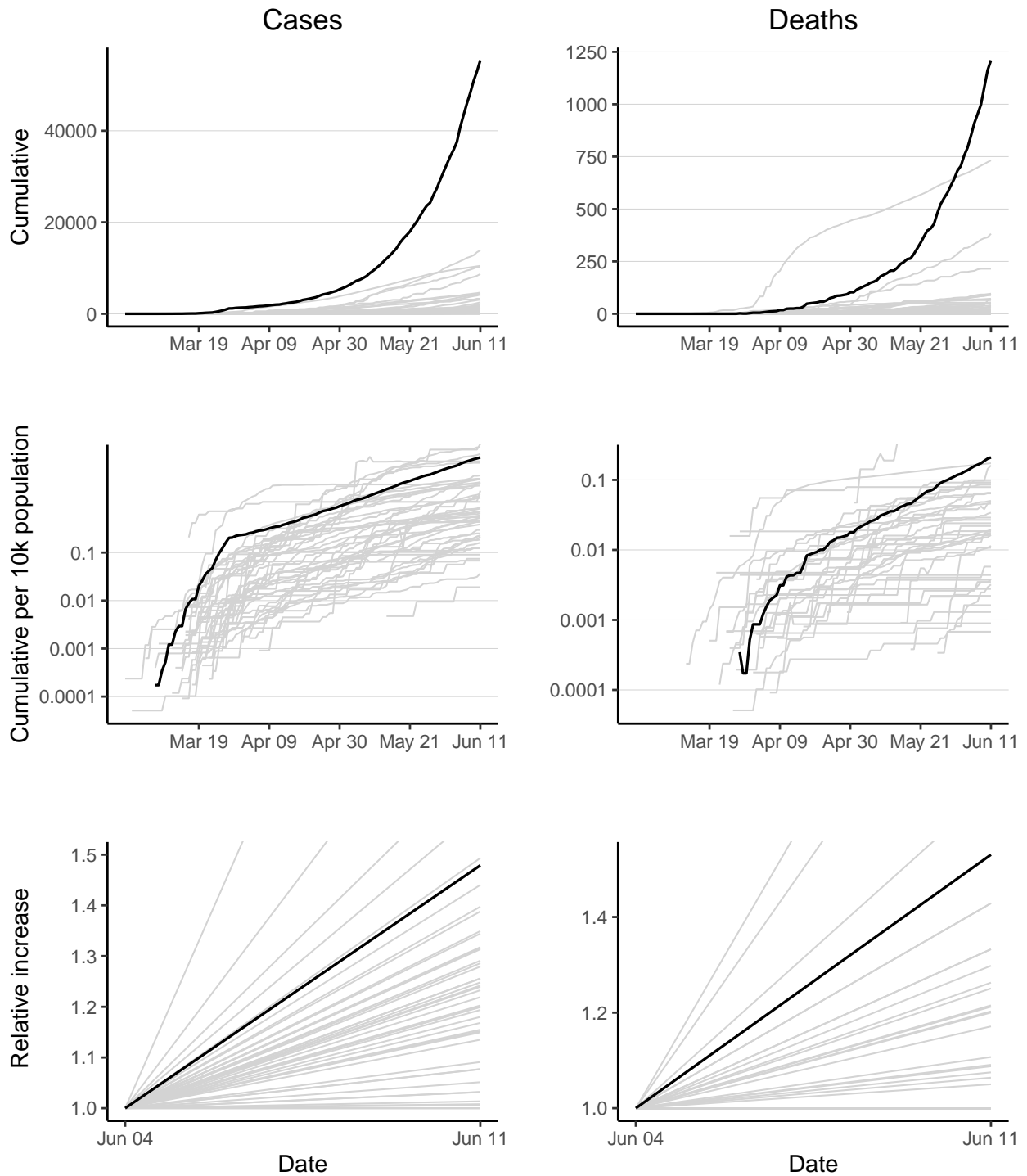
Seychelles has 11 reported case(s) (46th in the region) and 0 reported death(s) (46th). Cumulative counts per 10,000 population of reported cases and deaths are 1.1 (21st) and 0 (46th) respectively. The doubling time of reported cases cannot be calculated as no new cases have been reported in last 7 days. The doubling time of reported deaths cannot be calculated as no new deaths have been reported in last 7 days.

Sierra Leone



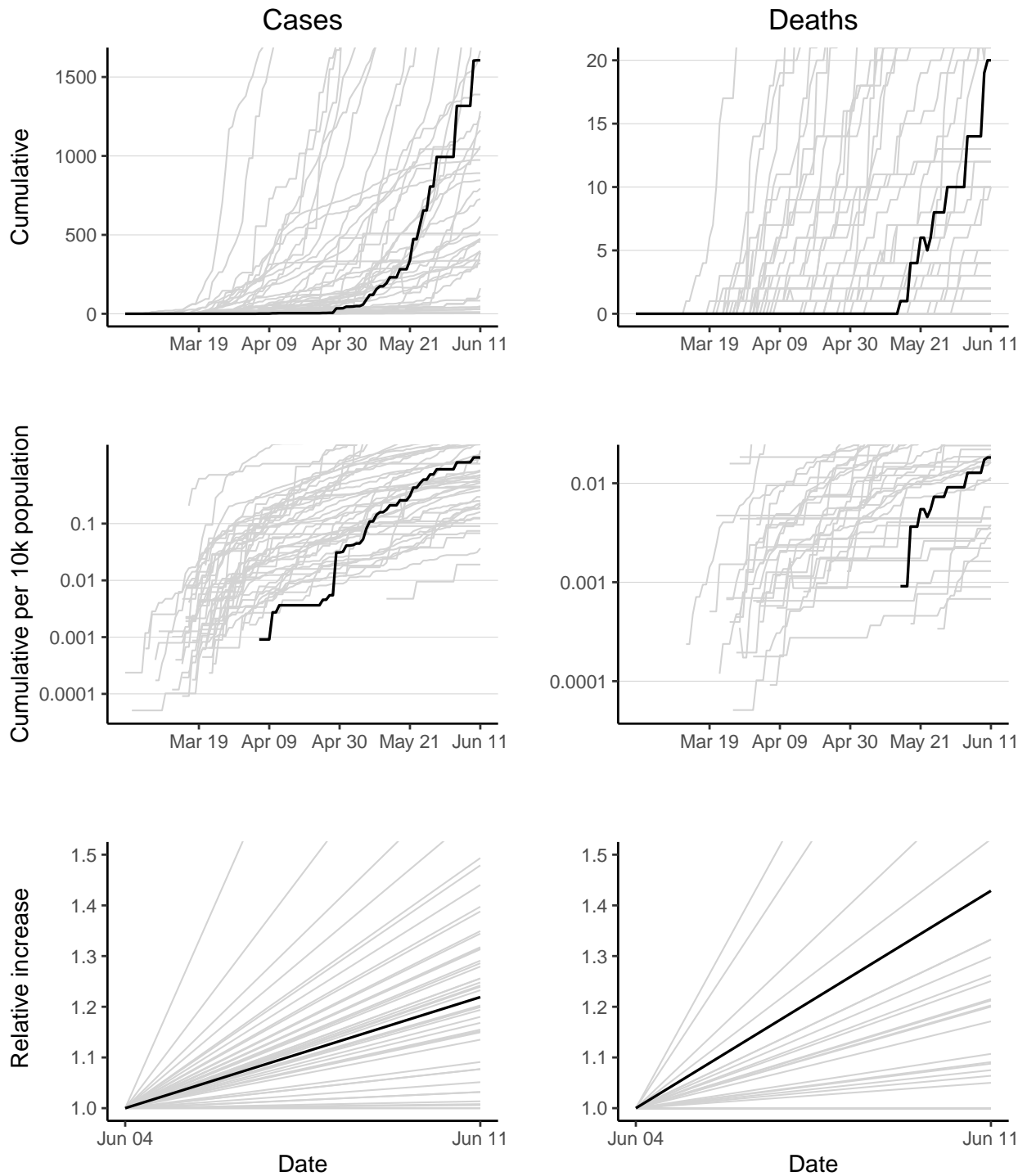
Sierra Leone has 1062 reported case(s) (20th in the region) and 50 reported death(s) (13th). Cumulative counts per 10,000 population of reported cases and deaths are 1.4 (19th) and 0.065 (10th) respectively. The doubling times of reported cases and deaths over the last 7 days are 31.2 days (30th) and 78.4 days (21st).

South Africa



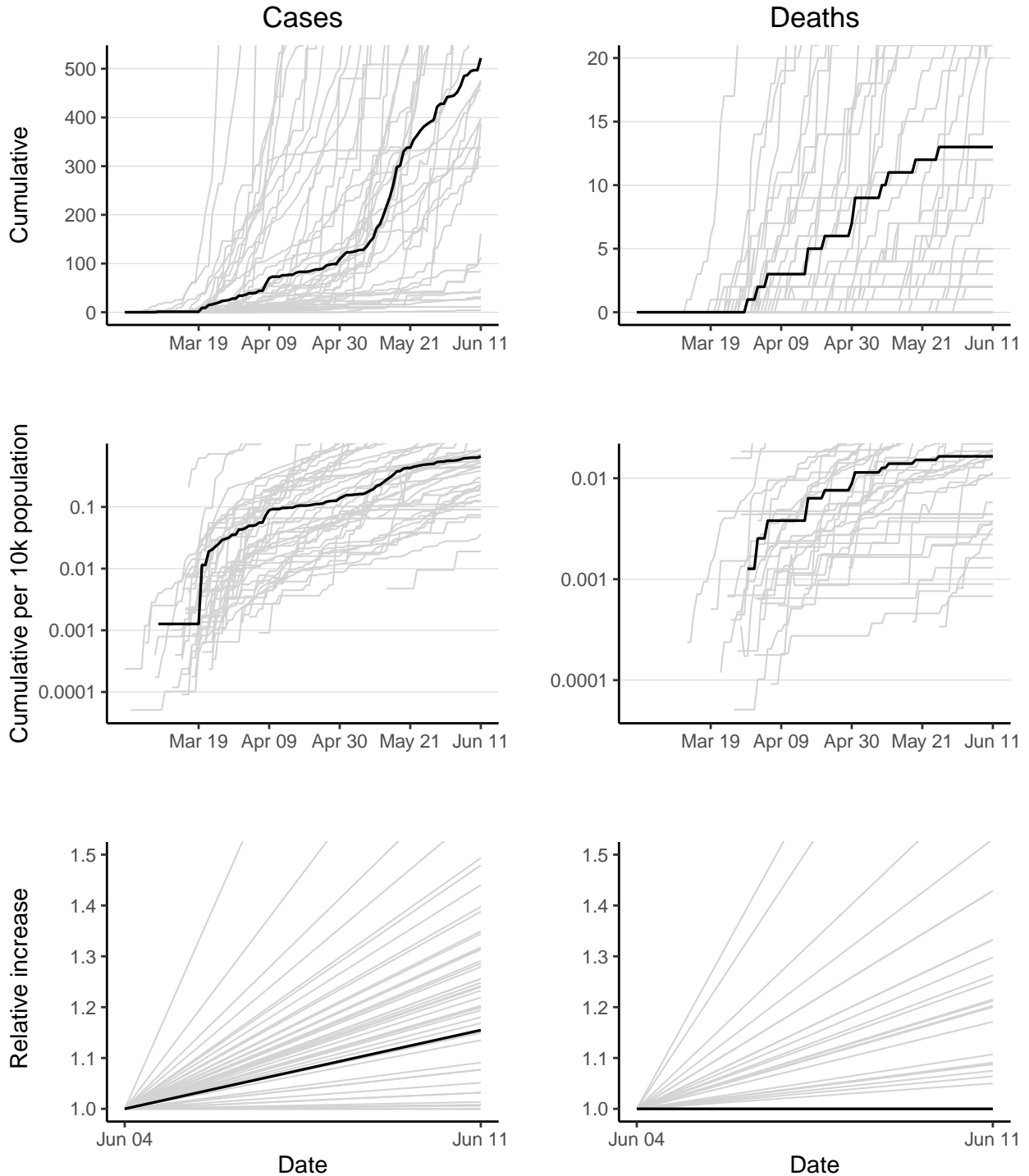
South Africa has 55421 reported case(s) (1st in the region) and 1210 reported death(s) (1st). Cumulative counts per 10,000 population of reported cases and deaths are 9.6 (4th) and 0.21 (2nd) respectively. The doubling times of reported cases and deaths over the last 7 days are 12.4 days (6th) and 11.4 days (4th).

South Sudan



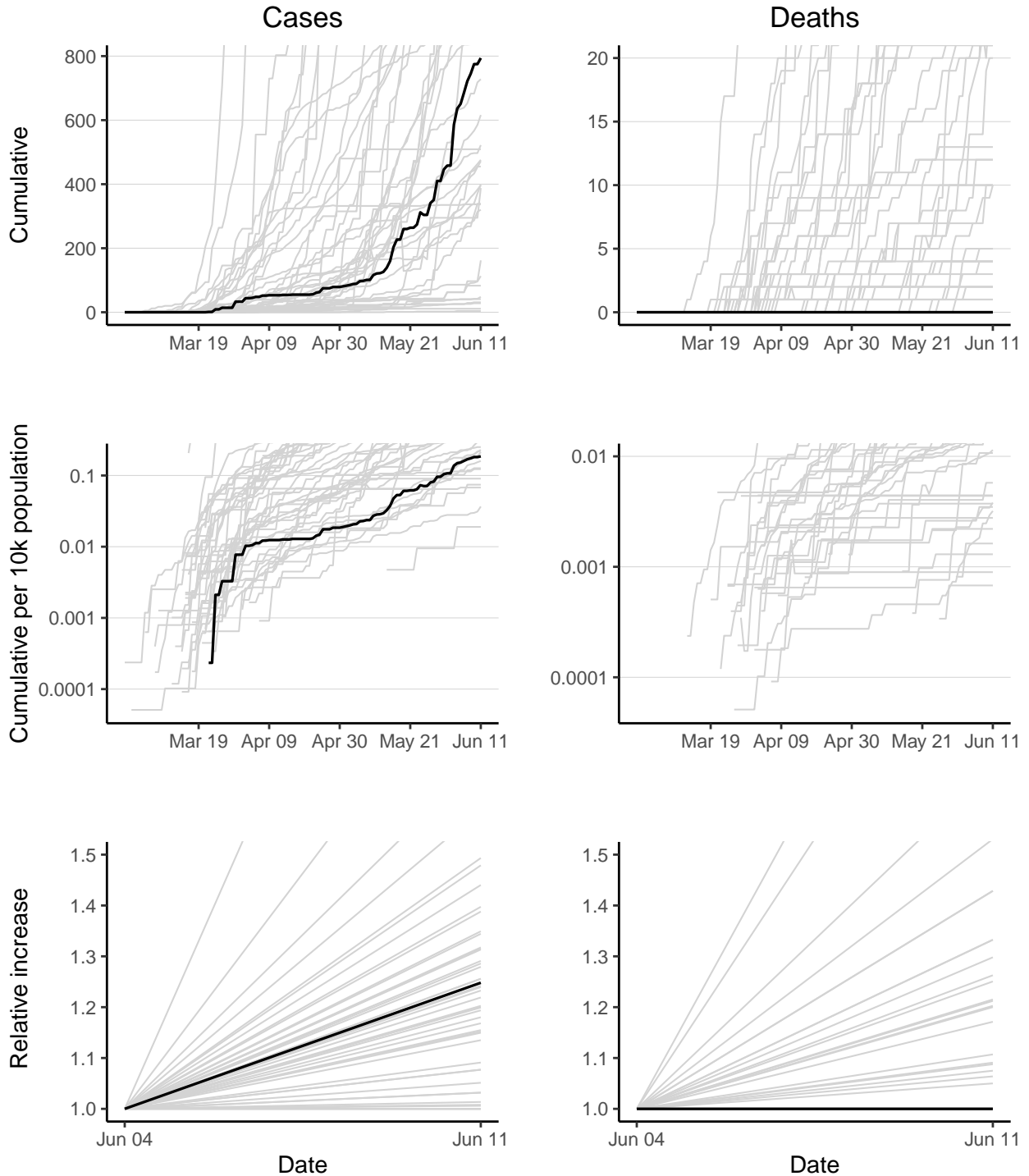
South Sudan has 1606 reported case(s) (15th in the region) and 20 reported death(s) (22nd). Cumulative counts per 10,000 population of reported cases and deaths are 1.5 (18th) and 0.018 (23rd) respectively. The doubling times of reported cases and deaths over the last 7 days are 24.5 days (24th) and 13.6 days (5th).

Togo



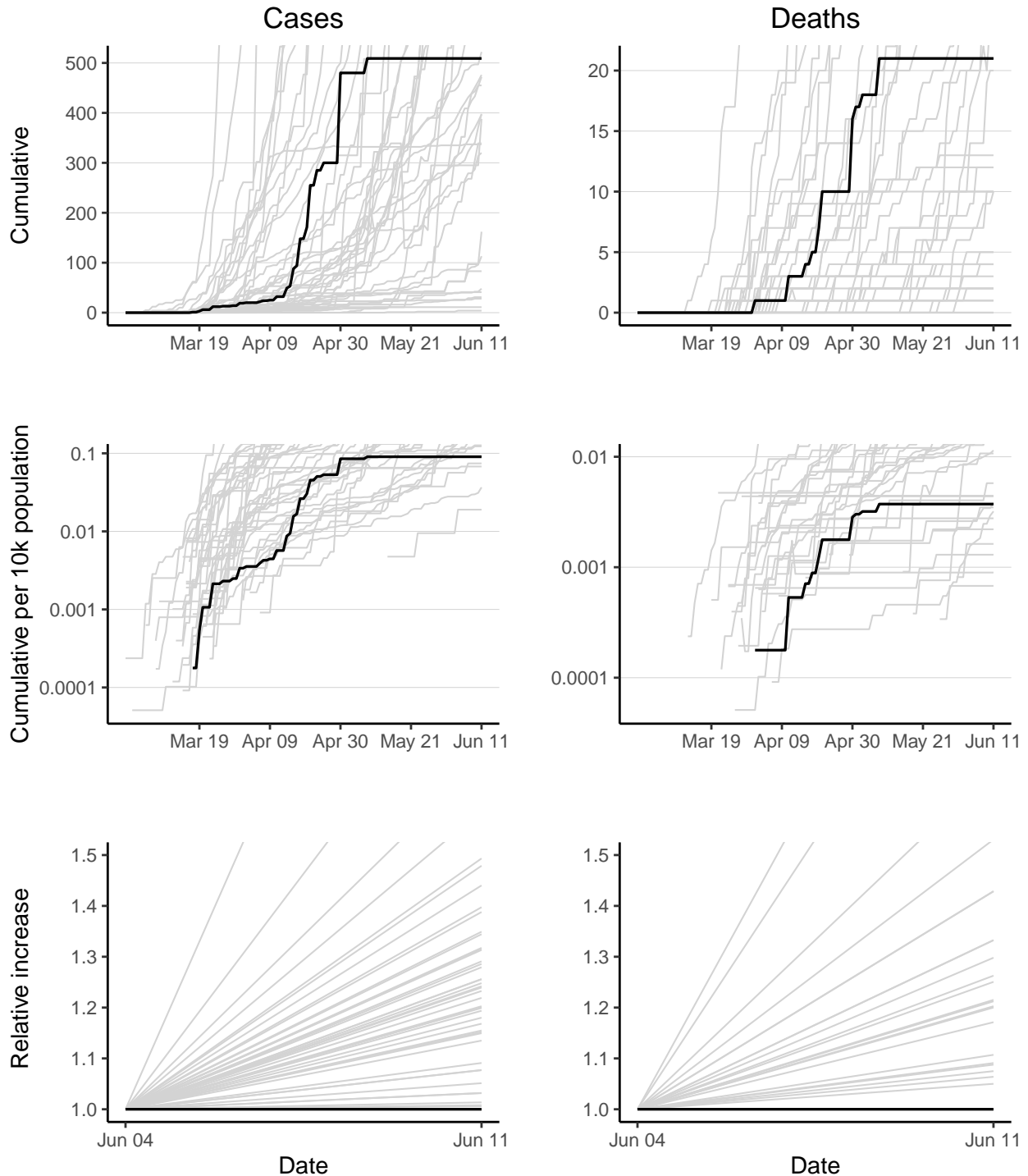
Togo has 522 reported case(s) (28th in the region) and 13 reported death(s) (23rd). Cumulative counts per 10,000 population of reported cases and deaths are 0.66 (26th) and 0.016 (25th) respectively. The doubling time of reported cases over the last 7 days is 33.7 days (31st). The doubling time of reported deaths cannot be calculated as no new deaths have been reported in last 7 days.

Uganda



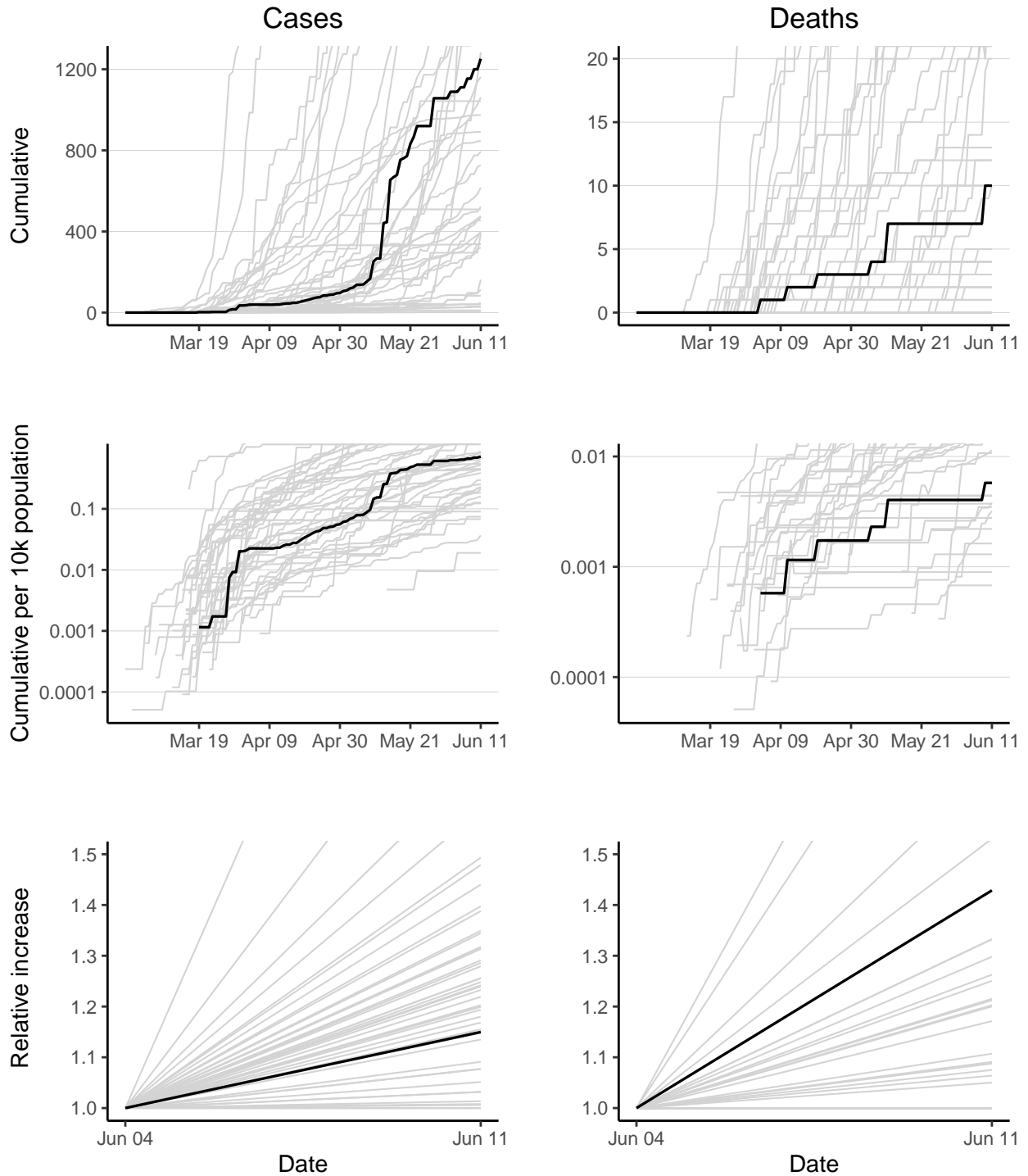
Uganda has 794 reported case(s) (25th in the region) and 0 reported death(s) (47th). Cumulative counts per 10,000 population of reported cases and deaths are 0.19 (39th) and 0 (47th) respectively. The doubling time of reported cases over the last 7 days is 21.9 days (20th). The doubling time of reported deaths cannot be calculated as no new deaths have been reported in last 7 days.

United Republic of Tanzania



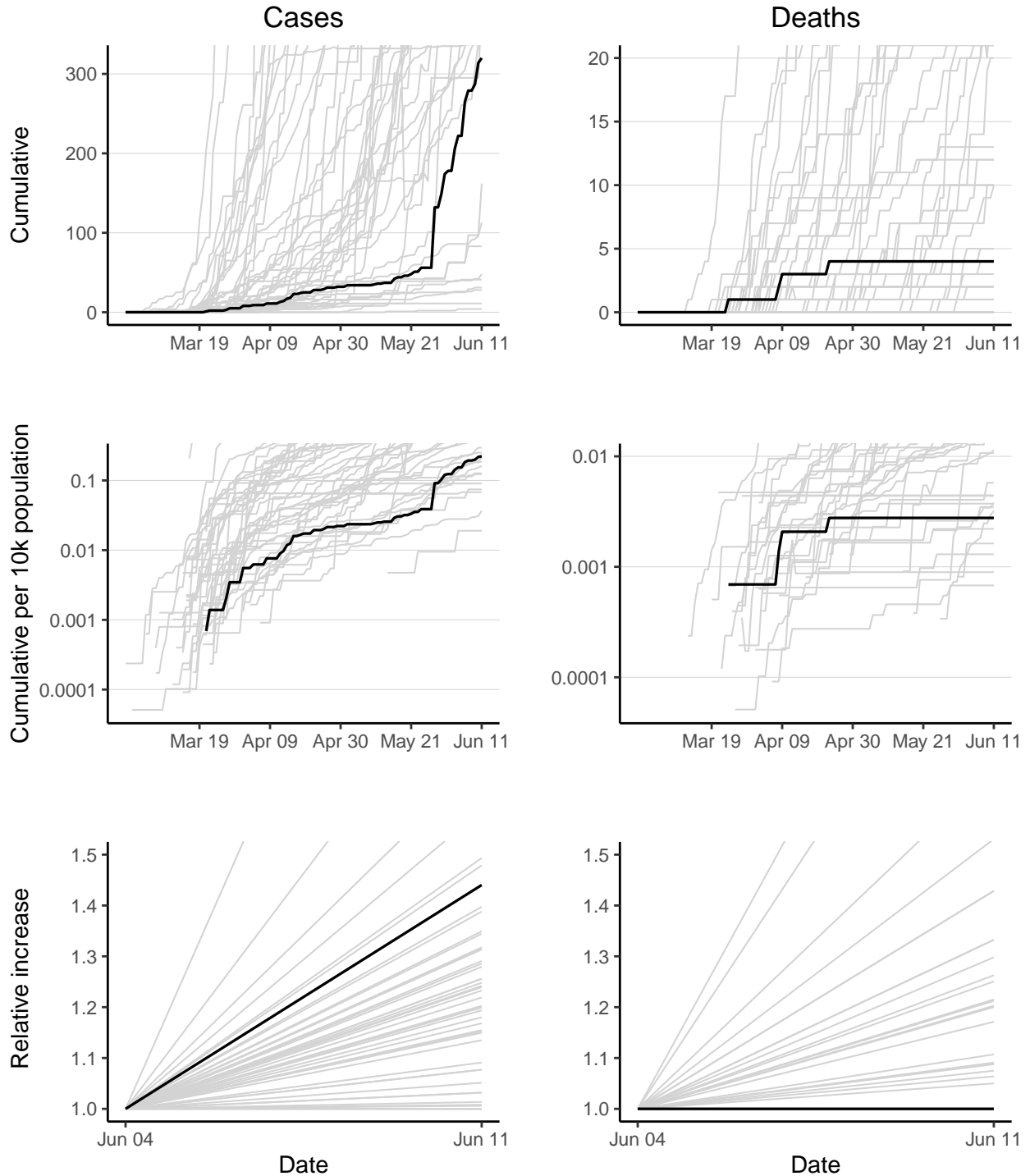
United Republic of Tanzania has 509 reported case(s) (29th in the region) and 21 reported death(s) (21st). Cumulative counts per 10,000 population of reported cases and deaths are 0.09 (43rd) and 0.0037 (34th) respectively. The doubling time of reported cases cannot be calculated as no new cases have been reported in last 7 days. The doubling time of reported deaths cannot be calculated as no new deaths have been reported in last 7 days.

Zambia



Zambia has 1252 reported case(s) (18th in the region) and 10 reported death(s) (29th). Cumulative counts per 10,000 population of reported cases and deaths are 0.72 (24th) and 0.0058 (30th) respectively. The doubling times of reported cases and deaths over the last 7 days are 34.8 days (33rd) and 13.6 days (6th).

Zimbabwe



Zimbabwe has 320 reported case(s) (38th in the region) and 4 reported death(s) (35th). Cumulative counts per 10,000 population of reported cases and deaths are 0.22 (37th) and 0.0028 (37th) respectively. The doubling time of reported cases over the last 7 days is 13.3 days (7th). The doubling time of reported deaths cannot be calculated as no new deaths have been reported in last 7 days.

Appendix

Data

Sources and access

- Case counts for countries in WHO Africa Region from WHO Coronavirus disease (COVID-2019) situation reports <https://www.who.int/emergencies/diseases/novel-coronavirus-2019/situation-reports> (accessed 2400 11/06/2020).
- Death counts for countries in WHO African Region from WHO Coronavirus disease (COVID-2019) situation reports <https://www.who.int/emergencies/diseases/novel-coronavirus-2019/situation-reports> (accessed 2400 11/06/2020).
- Population counts from the World Bank (2018) <https://data.worldbank.org/indicator/SP.POP.TOTL?locations=ZG> (accessed 0900 30/03/2020).
- Sequenced SARS-CoV-2 genomes for countries in WHO Africa Region are from GISAID (accessed 2400 11/06/2020)

Doubling time calculations

Calculated over prior 7 days using method described by *E. Vynnycky & R. White (2010) An Introduction to Infectious Disease Modelling*, page 74.

Confidence intervals calculated using bootstrapping of a simulated dataset with Poisson error structure, using method published here: <https://doi.org/10.1101/2020.02.05.20020750>.

Caveats

- Case count data are affected by any changes in testing strategy or testing effort over time and/or any variation in testing strategy or testing effort between regions.
- Case count data are likely a substantial under-representation of the true number of COVID-19 infections.
- Death data are considered more reliable but may lag behind case data by as much as 3 weeks.
- Countries that have reduced their cumulative total cases/deaths in the last 7 days are assigned a doubling time of -1.

Extended Data tables

Cumulative reported cases

Country	Cum. reported cases	95%CI lower	95%CI upper
South Africa	55421	55048	55836
Nigeria	13873	NA	NA
Algeria	10484	10317	10651
Ghana	10201	10028	10369
Cameroon	8681	NA	NA
Senegal	4640	NA	NA
Democratic Republic of the Congo	4389	4277	4498
Guinea	4291	4181	4398
Cote d'Ivoire	4181	4074	4286
Gabon	3294	3205	3392
Kenya	3094	3004	3183
Ethiopia	2506	2421	2583
Central African Republic	1888	1822	1957
Mali	1667	1601	1734
South Sudan	1606	1542	1671
Guinea-Bissau	1389	1329	1450
Mauritania	1283	1222	1336
Zambia	1252	1198	1313
Madagascar	1162	NA	NA
Sierra Leone	1062	1007	1115
Equatorial Guinea	1043	992	1099
Niger	974	926	1029
Burkina Faso	891	838	939
Chad	846	798	896
Uganda	794	NA	NA
Congo	728	684	772
Cabo Verde	616	574	656
Togo	522	486	559
United Republic of Tanzania	509	471	546
Rwanda	476	440	513
Mozambique	472	436	506
Malawi	455	421	490
Eswatini	398	365	430
Liberia	397	363	431
Sao Tome and Principe	388	NA	NA
Benin	339	NA	NA
Mauritius	337	NA	NA
Zimbabwe	320	292	349
Comoros	162	141	183
Angola	113	96	133
Burundi	83	69	98
Botswana	48	37	60
Eritrea	41	30	52
Namibia	31	22	41
Gambia	28	20	37
Seychelles	11	6	17
Lesotho	4	1	7

Cumulative reported cases per 10,000 population

Country	Cum. reported cases per 10k pop	95%CI lower	95%CI upper
Sao Tome and Principe	18.3861857	NA	NA
Gabon	15.5430513	15	16
Cabo Verde	11.3283815	11	12
South Africa	9.5917900	10	10
Equatorial Guinea	7.9680727	8	8
Guinea-Bissau	7.4107311	7	8
Central African Republic	4.0459654	4	4
Guinea	3.4564927	3	4
Cameroon	3.4426231	NA	NA
Ghana	3.4269369	3	3
Senegal	2.9266397	NA	NA
Mauritania	2.9137112	3	3
Eswatini	2.9114850	3	3
Mauritius	2.6633937	NA	NA
Algeria	2.4826877	2	3
Comoros	1.9463621	2	2
Cote d'Ivoire	1.6677816	2	2
South Sudan	1.4632031	1	2
Sierra Leone	1.3882073	1	1
Congo	1.3881572	1	1
Seychelles	1.1368099	1	2
Mali	0.8737955	1	1
Liberia	0.8238263	1	1
Zambia	0.7215381	1	1
Nigeria	0.7082588	NA	NA
Togo	0.6616729	1	1
Kenya	0.6020274	1	1
Chad	0.5465910	1	1
Democratic Republic of the Congo	0.5220768	1	1
Burkina Faso	0.4511042	0	0
Madagascar	0.4424582	NA	NA
Niger	0.4339893	0	0
Rwanda	0.3869309	0	0
Benin	0.2951664	NA	NA
Malawi	0.2507811	0	0
Ethiopia	0.2294356	0	0
Zimbabwe	0.2216217	0	0
Botswana	0.2129428	0	0
Uganda	0.1858478	NA	NA
Mozambique	0.1600219	0	0
Namibia	0.1266208	0	0
Gambia	0.1228015	0	0
United Republic of Tanzania	0.0903791	0	0
Burundi	0.0742704	0	0
Eritrea	0.0677686	0	0
Angola	0.0366767	0	0
Lesotho	0.0189741	0	0

Cumulative deaths

Country	Cum. reported deaths	95%CI lower	95%CI upper
South Africa	1210	NA	NA
Algeria	732	691	774
Nigeria	382	349	414
Cameroon	215	193	240
Democratic Republic of the Congo	96	81	112
Mali	96	81	111
Kenya	89	NA	NA
Chad	72	58	85
Mauritania	71	57	87
Niger	65	52	79
Senegal	54	42	66
Burkina Faso	53	41	66
Sierra Leone	50	39	62
Ghana	48	37	60
Cote d'Ivoire	41	31	51
Ethiopia	35	25	45
Liberia	31	22	40
Congo	24	NA	NA
Guinea	23	15	31
Gabon	21	14	28
United Republic of Tanzania	21	14	29
South Sudan	20	NA	NA
Togo	13	7	19
Equatorial Guinea	12	6	18
Guinea-Bissau	12	6	18
Madagascar	10	5	15
Mauritius	10	5	16
Sao Tome and Principe	10	NA	NA
Zambia	10	5	15
Cabo Verde	5	2	9
Central African Republic	5	2	9
Angola	4	1	8
Benin	4	NA	NA
Malawi	4	1	8
Zimbabwe	4	1	7
Eswatini	3	1	6
Comoros	2	0	5
Mozambique	2	0	5
Rwanda	2	0	5
Botswana	1	0	3
Burundi	1	0	3
Gambia	1	0	3
Eritrea	0	0	0
Lesotho	0	0	0
Namibia	0	0	0
Seychelles	0	0	0
Uganda	0	0	0

Cumulative deaths per 10,000 populations

Country	Cum. reported deaths per 10k pop	95%CI lower	95%CI upper
Sao Tome and Principe	0.4738708	NA	NA
South Africa	0.2094164	NA	NA
Algeria	0.1733429	0	0
Mauritania	0.1612420	0	0
Gabon	0.0990905	0	0
Cabo Verde	0.0919511	0	0
Equatorial Guinea	0.0916749	0	0
Cameroon	0.0852625	0	0
Mauritius	0.0790325	0	0
Sierra Leone	0.0653582	0	0
Liberia	0.0643290	0	0
Guinea-Bissau	0.0640236	0	0
Mali	0.0503206	0	0
Chad	0.0465184	0	0
Congo	0.0457634	NA	NA
Senegal	0.0340600	0	0
Niger	0.0289623	0	0
Burkina Faso	0.0268334	0	0
Comoros	0.0240292	0	0
Eswatini	0.0219459	0	0
Nigeria	0.0195023	0	0
Guinea	0.0185270	0	0
South Sudan	0.0182217	NA	NA
Kenya	0.0173175	NA	NA
Togo	0.0164784	0	0
Cote d'Ivoire	0.0163547	0	0
Ghana	0.0161252	0	0
Democratic Republic of the Congo	0.0114193	0	0
Central African Republic	0.0107150	0	0
Zambia	0.0057631	0	0
Botswana	0.0044363	0	0
Gambia	0.0043858	0	0
Madagascar	0.0038077	0	0
United Republic of Tanzania	0.0037288	0	0
Benin	0.0034828	NA	NA
Ethiopia	0.0032044	0	0
Zimbabwe	0.0027703	0	0
Malawi	0.0022047	0	0
Rwanda	0.0016258	0	0
Angola	0.0012983	0	0
Burundi	0.0008948	0	0
Mozambique	0.0006781	0	0
Eritrea	0.0000000	0	0
Lesotho	0.0000000	0	0
Namibia	0.0000000	0	0
Seychelles	0.0000000	0	0
Uganda	0.0000000	0	0

Doubling time (cases)

Country	Doubling time (days)	95%CI lower	95%CI upper
Comoros	5.1	4.2	6.0
Mauritania	7.4	6.9	7.9
Ethiopia	9.3	8.8	9.8
Central African Republic	10.5	9.9	11.2
Mozambique	12.1	10.6	13.9
South Africa	12.4	12.3	12.6
Zimbabwe	13.3	11.3	15.8
Kenya	14.5	13.7	15.4
Benin	14.8	NA	NA
Eswatini	16.2	13.9	19.4
Cote d'Ivoire	16.4	15.6	17.3
Burundi	17.6	12.8	26.9
Sao Tome and Principe	17.7	NA	NA
Angola	17.8	13.0	25.0
Cabo Verde	19.0	16.7	22.1
Cameroon	19.3	NA	NA
Madagascar	19.7	NA	NA
Democratic Republic of the Congo	21.3	20.2	22.5
Liberia	21.3	17.9	25.7
Uganda	21.9	NA	NA
Nigeria	22.4	NA	NA
Namibia	22.6	12.6	54.1
Malawi	23.2	19.6	28.1
South Sudan	24.5	22.3	27.0
Mali	26.3	23.9	29.0
Botswana	26.6	16.5	57.7
Rwanda	26.7	22.6	32.5
Ghana	27.4	26.4	28.6
Senegal	29.3	NA	NA
Sierra Leone	31.2	27.5	36.0
Togo	33.7	28.2	41.9
Congo	34.3	29.8	40.4
Zambia	34.8	30.9	39.7
Gabon	38.3	35.5	41.6
Guinea	55.7	51.5	61.0
Algeria	65.3	61.9	69.4
Gambia	65.5	27.6	Inf
Eritrea	97.0	39.6	Inf
Guinea-Bissau	154.3	120.6	205.7
Chad	155.4	114.7	218.2
Niger	361.1	243.7	656.1
Burkina Faso	615.2	378.7	1445.1
Mauritius	815.1	NA	NA
Equatorial Guinea	NA	Inf	Inf
Lesotho	NA	Inf	Inf
Seychelles	NA	Inf	Inf
United Republic of Tanzania	NA	Inf	Inf

Doubling time (deaths)

Country	Doubling time (days)	95%CI lower	95%CI upper
Congo	-1.0	NA	NA
Mauritania	5.9	4.5	7.6
Ethiopia	6.7	4.5	10.2
Madagascar	9.5	4.4	31.5
South Africa	11.4	NA	NA
South Sudan	13.6	NA	NA
Zambia	13.6	5.7	Inf
Benin	16.9	NA	NA
Guinea-Bissau	16.9	7.0	84.9
Democratic Republic of the Congo	18.6	13.4	28.2
Ghana	20.8	12.9	40.2
Central African Republic	21.7	7.0	Inf
Mali	24.9	17.6	39.7
Nigeria	25.2	20.9	31.6
Kenya	26.3	NA	NA
Senegal	26.6	15.9	51.9
Cote d'Ivoire	30.7	17.8	72.9
Liberia	47.7	22.6	196.5
Chad	55.8	31.5	160.1
Algeria	57.7	47.0	73.7
Cameroon	67.1	45.7	116.7
Sierra Leone	78.4	38.3	Inf
Gabon	99.4	33.1	Inf
Angola	NA	Inf	Inf
Botswana	NA	Inf	Inf
Burkina Faso	NA	Inf	Inf
Burundi	NA	Inf	Inf
Cabo Verde	NA	Inf	Inf
Comoros	NA	Inf	Inf
Equatorial Guinea	NA	Inf	Inf
Eswatini	NA	Inf	Inf
Gambia	NA	Inf	Inf
Guinea	NA	Inf	Inf
Malawi	NA	Inf	Inf
Mauritius	NA	Inf	Inf
Mozambique	NA	Inf	Inf
Niger	NA	Inf	Inf
Rwanda	NA	Inf	Inf
Sao Tome and Principe	NA	NA	NA
Togo	NA	Inf	Inf
United Republic of Tanzania	NA	Inf	Inf
Zimbabwe	NA	Inf	Inf
Eritrea	NA	NA	NA
Lesotho	NA	NA	NA
Namibia	NA	NA	NA
Seychelles	NA	NA	NA
Uganda	NA	NA	NA